

Key Investor Information



This document provides you with key investor information about this fund. It is not marketing material. The information is required by law to help you understand the nature and the risks of investing in this fund. You are advised to read it so you can make an informed decision about whether to invest.

abrdrn Sterling Money Market Fund, a Sterling denominated sub fund of the abrdrn OEIC I, I Acc Shares (ISIN: GB00B1C42332). This fund is managed by abrdrn Fund Managers Limited.

OBJECTIVES AND INVESTMENT POLICY

Investment Objective

The fund aims to generate income and preserve some capital over the short term (2 years or less) by investing in cash deposits and money market instruments.

Performance Target: The fund targets a return equivalent to SONIA. There is no certainty or promise that the Performance Target will be achieved. SONIA is the Sterling Overnight Index Average and is the representative rate for the return on cash deposits.

Investment Policy

Portfolio Securities

- The fund invests at least 80% in cash deposits and money market instruments (assets that can be turned into cash quickly).
- The fund may also invest in reverse repos, securitisations and asset-backed commercial paper.
- The fund may also invest in other funds (including those managed by abrdrn).
- The fund qualifies as a money-market fund under the MMF Regulation and more specifically as a Standard VNAV MMF.

Management Process

- The management team use their discretion (active management) to maintain a diverse asset mix at country, sector and company level.
- The fund is managed in line with the MMF Regulation which is used as a reference for portfolio management and risk monitoring of the fund. For example, constraints include limits on the average maturity of the portfolio.

Derivatives and Techniques

- The fund may use derivatives to reduce risk, reduce cost and/or generate extra income or growth consistent with the risk profile of the

fund.


- Derivatives are linked to the value of other assets. In other words, they derive their price from one or more underlying asset.
- Derivatives include instruments used to manage expected changes in interest rates.

Investors in the fund may buy and sell shares on any dealing day (as defined in the Prospectus).

If you invest in income shares, income from investments in the fund will be paid out to you. If you invest in accumulation shares, income will be added to the value of your shares.

Recommendation: the fund may not be appropriate for investors who plan to withdraw their money within two years. Investors should satisfy themselves that their attitude to risk aligns with the risk profile of this fund before investing.

RISK AND REWARD PROFILE



This indicator reflects the volatility of the fund's share price over the last five years which in turn reflects the volatility of the underlying assets in which the fund invests. Historical data may not be a reliable indication for the future.

The current rating is not guaranteed and may change if the volatility of the assets in which the fund invests changes. The lowest rating does not mean risk free.

The fund is rated as 1 because of the extent to which the following risk factors apply:

- **Money Markets Fund Risk** - The fund price and liquidity is not guaranteed and the risk of loss is borne by the investor. An investment in the fund is different from an investment in bank deposits because the value of the investment may fluctuate, for example, due to counterparty default or changes in interest rates.
- **Interest Rate Risk** - The fund invests in securities which can be subject to price fluctuation for a variety of reasons including changes in interest rates or inflation expectations.
- **Credit Risk** - The fund invests in securities which are subject to the risk that the issuer may default on interest or capital payments.
- **Derivatives Risk** - The use of derivatives may involve additional liquidity, credit and counterparty risks. In some cases the risk of loss from derivatives may be increased where a small change in the value of the underlying investment may have a larger impact on the value of the derivative.

All investment involves risk. This fund offers no guarantee against loss or that the fund's objective will be attained.

The price of assets and the income from them may go down as well as up and cannot be guaranteed; an investor may receive back less than their original investment.

Inflation reduces the buying power of your investment and income.

The value of assets held in the fund may rise and fall as a result of exchange rate fluctuations.

The fund could lose money if an entity (counterparty) with which it does business becomes unwilling or unable to honour its obligations to the fund.

In extreme market conditions some securities may become hard to value or sell at a desired price. This could affect the fund's ability to meet

redemptions in a timely manner.

The fund could lose money as the result of a failure or delay in operational processes and systems including but not limited to third party providers failing or going into administration.

CHARGES

The charges you pay are used to pay the costs of running the fund including marketing and distributing it. These charges reduce the potential growth of your investment.

One-off charges taken before or after you invest

Entry charge	0.00%
Exit charge	0.00%

These are the maximum charges that we might take out of your money before it is invested and before we pay out the sale proceeds of your investment. In some cases, you might pay less and you should speak to your financial adviser about this.

Charges taken from the fund over a year

Ongoing charges	0.15%
-----------------	-------

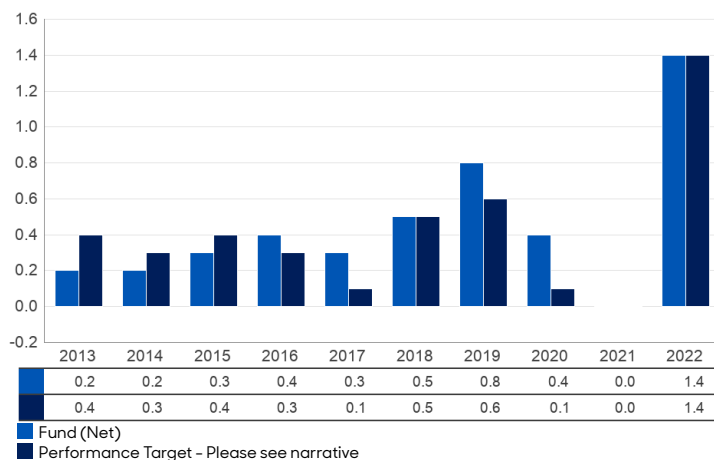
Charges taken from the fund under certain specific conditions

Performance fee	0.00%
-----------------	-------

PAST PERFORMANCE

abrnd Sterling Money Market Fund, I Acc, 31 December 2022

% Returns



The entry and exit charges shown are maximum figures. In some cases you might pay less - you can find this out from your financial adviser. The Ongoing Charges figure reflects the amount based on the expenses within the annual report for each financial year. This figure may vary from year to year. It excludes: performance fees (where applicable); portfolio transaction costs, except in the case of an entry/exit charge paid by the fund when buying or selling in another collective investment undertaking.

Where the Fund invests in an open-ended collective investment scheme which is operated or managed by the ACD/the Manager or an associate of the ACD/the Manager, no additional annual management charge will be incurred by the Fund on such an investment.

The annual report for each financial year will include detail on the exact charges made.

The Ongoing Charge figure is as at 31/07/2023.

A switching charge may be applied in accordance with the Prospectus. For more information about charges please see Prospectus.

Further information on the charges can be found in the Prospectus.

Past performance is not a guide to future performance.

Performance is net of charges and does not take into account any entry, exit or switching charges but does take into account the ongoing charge, as shown in the Charges section.

Performance is calculated in GBP.

The fund was launched in 1990. The share/unit class was launched in 2007.

Performance Target - SONIA GBP from 01/10/2021. 1 Week GBP LIBID from 31/07/2007 to 30/09/2021.

PRACTICAL INFORMATION

This document describes only one share class and other share classes are available. Information on how to buy, sell and switch shares is available by contacting us (see below).

Detailed information about the Fund, including its Prospectus, latest Annual and Half-Yearly reports and current share prices is available at www.abrdn.com. Alternatively, please contact abrnd Fund Managers Limited, PO BOX 12233, Chelmsford, Essex CM99 2EE. Telephone: 0345 113 6966. Email: customer.services@abrdn.com.

The documents are available in English only.

abrnd OEIC I offers a range of funds with diversified investment objectives. The Prospectus, Annual and Half-Yearly reports cover all the funds within abrnd OEIC I. In the unlikely event of one fund having debts, the assets of the other funds may not be used to settle these.

The Fund's Authorised Corporate Director is abrnd Fund Managers Limited.

The depositary of the Fund is Citibank UK Limited.

The tax legislation of the United Kingdom may have an impact on your personal tax position.

abrnd Fund Managers Limited may be held liable solely on the basis of any statement contained in this document that is misleading, inaccurate or inconsistent with the relevant parts of the prospectus for the Fund.

Details of an up-to-date UCITS V Remuneration Policy Statement, including but not limited to, a description of how remuneration and benefits are calculated, and the identities of persons responsible for awarding remuneration and benefits, including the composition of the Remuneration Committee, are available at www.abrdn.com and a paper copy will be made available free of charge on request to the Authorised Corporate Director.

Key Investor Information

This document provides you with key investor information about this Fund. It is not marketing material. The information is required by law to help you understand the nature and the risks of investing in this Fund. You are advised to read it so you can make an informed decision about whether to invest.

Allianz UK & European Investment Funds - Allianz Strategic Bond Fund Share Class C (Inc) (GBP)



Managed by Allianz Global Investors UK Limited, part of Allianz Global Investors

ISIN: GB00B06T9362

Objectives and Investment Policy

The investment objective of the Fund is to maximise total return, consistent with preservation of capital and prudent investment management, by aiming to outperform (net of fees) the Target Benchmark, the BLOOMBERG Global Aggregate Total Return (hedged into GBP), over a rolling three year period. Investors should be aware that the Fund's capital is at risk and there is no guarantee that the Fund will achieve its investment objective over any particular period or at all.

We will invest at least 80% of the Fund's assets into conventional fixed income securities and indirectly through the use of derivatives. As part of the ACD's investment strategy the Fund will aim to have a low correlation with global equity markets measured over a rolling three year period. The ACD will have this correlation in mind when making investment decisions but will not be constrained by it (particularly, but not only, in scenarios where there is an increased correlation between bond and equity markets e.g. inflation or illiquid stress scenarios). The Fund will invest internationally although at least 80% of its assets shall be invested in Sterling denominated (or hedged back to Sterling) debt securities. More than 35% of the value of the property of the Fund may be invested in securities issued or guaranteed by the following states; the UK, Australia, Austria, Belgium, Canada, Denmark, Finland, France, Germany, Greece, Iceland, Ireland, Italy, Japan, Liechtenstein, Luxembourg, Netherlands, Norway, Portugal, Spain, Sweden, Switzerland and the United States of America. Up to 30% of the Fund's assets may be invested into Chinese Bonds in RMB either directly via CIBM Direct/Bond Connect or through all eligible instruments as set out in the Fund's investment policy. The Fund will typically invest in

investment grade debt securities (with fixed, variable or floating rates of interest and may vary inversely with respect to a reference rate) but will have the flexibility to on occasion invest up to 50% of the Fund's assets in debt securities that are rated below investment grade and unrated securities of a similar credit quality. We may also invest up to a maximum of 10% of the Fund in collective investment schemes. We may also utilise deposits, and other money market instruments. The Fund will make extensive use of derivatives for investment purposes and for efficient portfolio management (including for hedging).

The Fund is actively managed and will not be constrained by the benchmark.

Benchmark of the Fund is BLOOMBERG Global Aggregate Total Return (hedged into GBP).

Due to its investment strategy we expect a high volume of transactions which results in higher transactions costs reducing the return of the Fund.

You may redeem shares of the Fund usually on each business day by 12:00.

We usually distribute the income of the Fund on a semiannual basis.

Recommendation: this Fund may not be appropriate for investors who plan to withdraw their money within 4 years.

Derivatives may be used to a large extent to offset exposure to price fluctuations (hedging), to take advantage of price differences between two or more markets (arbitrage) or to multiply gains although it may also multiply losses (leverage).

Risk and Reward Profile

← Typically lower rewards
← Typically lower risk

Typically higher rewards →
Typically higher risk →



This risk and reward indicator is based on past performance data. It may not be a reliable indication of the future risk profile of the Fund.

The categorisation of the Fund is not guaranteed and may change in the future.

Even the lowest category 1 does not mean a risk-free investment.

Why is the Fund in this category?

Funds of category 4 have shown in the past a medium volatility. The volatility describes how much the value of the Fund went up and down in the past. The units of a Fund of category 4 might be

subject to medium price fluctuations based on historical volatilities.

We may invest directly or indirectly a significant portion of the Fund into bonds or money markets instruments. Issuers of these may fall into insolvency or suffer economic problems, in which case the interest on and/or capital of these assets may not be completely paid and/or the price of the assets may drop.

The Fund contains a material proportion of assets which either have a low level of liquidity or which, under certain circumstances, may have a low level of liquidity. As a result, it is possible that these assets cannot be sold or can only be sold at a significant discount. Consequently, a high level of redemptions may lead to an increased risk of redemptions being suspended. For this reason we may not be able to pay your money back, or not immediately, and/or the Fund price may fall.

Charges

These charges are used to pay the costs of running the Fund, including the costs of marketing and selling. They reduce the potential growth of your investment.

One-off charges deducted before or after you invest

Entry Charge	0.00%
Exit Charge	0.00%

This is the maximum charge that might be taken out of your money before it is invested or before the proceeds of your investments are paid out.

Charges taken from the Fund over a year

Ongoing Charges	0.66%
-----------------	-------

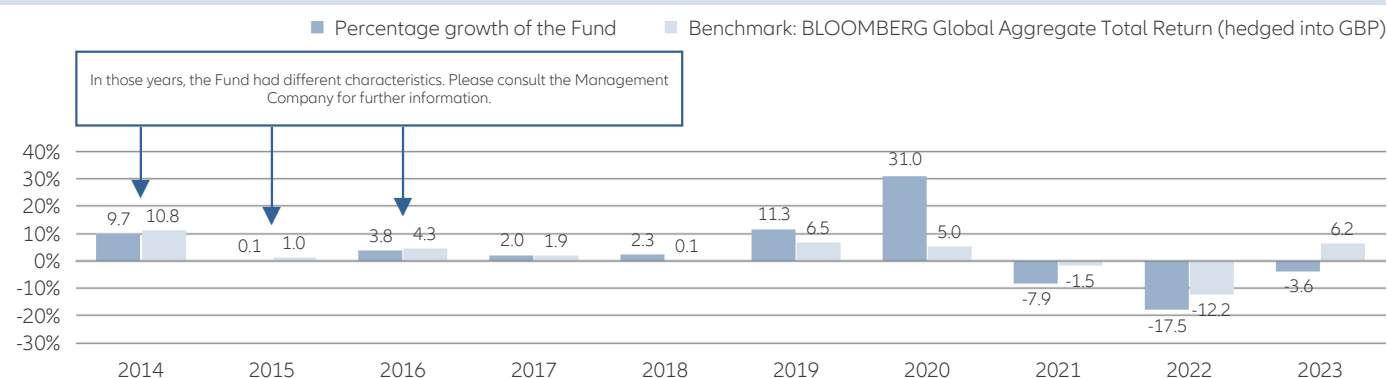
The entry and exit charges shown are maximum figures. In some cases you might pay less – you can find actual entry and exit charges from your financial adviser.

The ongoing charges shown are based on the Fund's last financial year ending 31.08.2023. It may vary from year to year. It does not include transaction costs incurred when we buy or sell assets for the Fund.

A dilution levy may be charged on purchases and redemptions of shares to protect the remaining investors against the costs incurred by the Fund in buying or redeeming its investments. This levy may be charged where the Fund is experiencing large levels of net purchases/redemptions and on "large deals" (i.e. deals of 2% or more of the value of the Fund). The amount of any such dilution levy is calculated by reference to the estimated costs of dealing in the underlying investments using the rates calculated for the preceding quarter.

You will find more details about the calculation of the charges in the Prospectus.

Past Performance



Past performance is not a reliable guide to future performance. The past performance shown here takes account of all charges and costs with the exception of the entry and exit charge. The Fund was launched in 2002.

The performance of the Fund is calculated in GBP.

In 2016 there was a material change of the Fund's objectives and investment policy. The previous performance was achieved under circumstances that no longer apply.

Practical Information

Allianz UK & European Investment Funds has a number of different funds. The assets and liabilities of each fund are segregated by law.

Depository: State Street Bank and Trust Company.

You may obtain free of charge the Prospectus, and the latest annual and semi-annual reports of the Fund in English from Allianz Global Investors UK Limited, 199 Bishopsgate, London EC2M 3TY, United Kingdom or at <https://uk.allianzgi.com>.

The unit prices as well as further information on the Fund (including other shareclasses of the Fund) are available online at <https://uk.allianzgi.com>.

Information on the ACD's current remuneration policy, including a description of the calculation methods for remuneration and benefits awarded to certain groups of employees, and details of

the persons responsible for awarding such allocations, is available at <https://regulatory.allianzgi.com> and as a paper copy upon request, without charge.

The Fund is subject to tax laws and regulations in the UK. This might have an impact on your personal tax position. For further details, please speak to your tax advisor.

Allianz Global Investors UK Limited may be held liable solely on the basis of any statement contained in this document that is misleading, inaccurate or inconsistent with the relevant parts of the Prospectus for the Fund.

This Fund and Allianz Global Investors UK Limited are authorised in the UK and regulated by The Financial Conduct Authority.

The key investor information is accurate as at 08.02.2024.

This document provides you with key investor information about this fund. It is not marketing material. The information is required by law to help you understand the nature and the risks of investing in this fund. You are advised to read it so you can make an informed decision about whether to invest.

Artemis High Income Fund (the “fund”)

The fund is managed by Artemis Fund Managers Limited.

ISIN:	GB00B2PLJN71
Class:	Class I quarterly distribution units, GBP

This key investor information document is accurate as at 15 February 2024.

OBJECTIVES AND INVESTMENT POLICY

Objective

To provide a combination of a high level of income and capital growth, before fees, over a rolling five year period. The manager defines a high level of income as equal to, or in excess of, the average yield of the funds in the fund's Investment Association sector, the Strategic Bond sector.

Investment policy

What the fund invests in

- 80% to 100% in bonds (of any credit quality).
- Up to 20% in company shares.
- The fund may also invest in cash and near cash, other transferable securities, other funds (up to 10%) managed by Artemis and third party funds, money market instruments, and derivatives.

Use of derivatives

The fund may use derivatives for efficient portfolio management purposes to:

- reduce risk
- manage the fund efficiently.

Where the fund invests

- Globally

Industries the fund invests in

- Any

Other limitations specific to this fund

- At least 80% of the fund will be invested in assets denominated in sterling, or will be hedged back to sterling.

Investment strategy

- The fund is actively managed.
- The manager seeks investments that offer the best value free cashflow available, as cashflow evidenced by an above-average yield on bonds or shares.
- On occasion, investments are made on the basis of future dividend growth.
- The manager focuses on the ability of a bond issuer to pay the interest on a bond and to repay a bond at its expiry, and the valuation attached to a bond as a result.

Benchmarks

IA £ Strategic Bond NR


A group of other asset managers' funds that invest in similar asset types as this fund, collated by the Investment Association. It acts as a 'target benchmark' that the fund aims to outperform. Management of the fund is not restricted by this benchmark.

Other information

Dealing frequency: Normally Monday to Friday except UK public holidays and non-dealing days. Visit www.artemisfunds.com/non-dealing-days for more information. Instructions received before 12 noon UK time will be processed at 12 noon on the same day.

Distribution policy: This is a distribution class. Any income this fund receives will be paid out to investors every 3 months.

RISK AND REWARD PROFILE



- The fund is in the category shown due to historic volatility (how much and how quickly the value of shares in the fund may have risen and fallen in the past due to movements in markets, currencies and interest rates). It may not be a reliable indication of the future risk profile of the fund.

- The risk category has been calculated using historic data and may not be a reliable indicator of the fund's future risk profile.

- A risk indicator of “1” does not mean that the investment is “risk free”.

Risk indicator number is accurate as at: 31 December 2023.

The risk indicator may not fully take into account the following risks and the following may affect fund performance:

Market volatility risk: The value of the fund and any income from it can fall or rise because of movements in stockmarkets, currencies and interest rates, each of which can move irrationally and be affected unpredictably by diverse factors, including political and economic events

Currency risk: The fund's assets may be priced in currencies other than the fund base currency. Changes in currency exchange rates can therefore affect the fund's value

Bond liquidity risk: The fund holds bonds which could prove difficult to sell. As a result, the fund may have to lower the selling price, sell other investments or forego more appealing investment opportunities.

Income risk: The payment of income and its level is not guaranteed.

Credit risk: Investments in bonds are affected by interest rates, inflation and credit ratings. It is possible that bond issuers will not pay interest or return the capital. All of these events can reduce the value of bonds held by the fund.

Higher-yielding bonds risk: The fund may invest in higher-yielding bonds, which may increase the risk to capital. Investing in these types of assets (which are also known as sub-investment grade bonds) can produce a higher yield but also brings an increased risk of default, which would affect the capital value of the fund.

Charges from capital risk: Where charges are taken wholly or partly out of a fund's capital, distributable income may be increased at the expense of capital, which may constrain or erode capital growth.

Emerging markets risk: Compared to more established economies, investments in emerging markets may be subject to greater volatility due to differences in generally accepted accounting principles, less governed standards or from economic or political instability. Under certain market conditions assets may be difficult to sell.

Please refer to the fund's prospectus for full details of these and other risks which are applicable to this fund.

CHARGES FOR THE FUND

One-off charges taken before or after you invest

Entry charge None

Exit charge None

This is the maximum that might be taken out of your money before it is invested or before the proceeds of your investment are paid out.

Charges taken from the fund over a year

Ongoing charges 0.715%

Charges taken from the fund under certain specific conditions

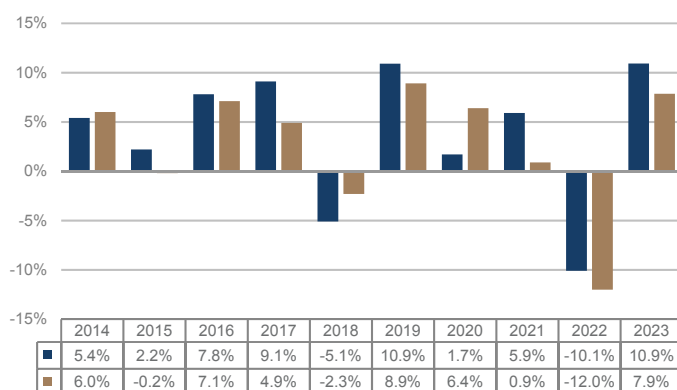
Performance fee None

- The charges you pay are used to pay the costs of running the fund, including the costs of marketing and distributing it. The charges reduce the potential growth of your investment.
- The ongoing charges figure is an estimate rather than a historic figure because this better reflects the expected future charges. The charges may vary from year to year. The exact charges made for each financial year are contained in the fund's annual report.
- Some or all of the annual management charge is taken from capital.

For more information about charges, please see the fund's prospectus, which is available at www.artemisfunds.com or www.fundinfo.com.

Charges are accurate as at: 07 August 2023, unless specified.

PAST PERFORMANCE



- Class I quarterly distribution units, GBP
- IA £ Strategic Bond NR

- How the fund has performed in the past is not a guide to how it will perform in the future.
- This class may have charges or a hedging approach different from those in the IA sector benchmark.
- Past performance is net of all charges except any costs incurred when investors buy or sell the fund.
- Performance is calculated in sterling.
- Fund launch date: 26 May 1995.
- Class launch date: 7 March 2008.

Past performance is accurate as at: 31 December 2023.

PRACTICAL INFORMATION

Trustee: Northern Trust Investor Services Limited

Further information: Can be obtained from the fund's prospectus and the latest annual and half-yearly reports. The documents are in English and available free of charge. These can be found, along with other information such as the price of the fund's classes by contacting Artemis or visiting www.fundinfo.com.

Remuneration policy: Information about Artemis' remuneration policy is available at www.artemisfunds.com; a paper copy is available free of charge on request.

Tax legislation: UK tax legislation that applies to the fund may have an impact on your personal tax position.

Liability: Artemis Fund Managers Limited may be held liable solely on the basis of any statement contained in this document that is misleading, inaccurate or inconsistent with the relevant parts of the prospectus for the fund.

Glossary: For more information about some of the terms used in this document, please visit www.artemisfunds.com/glossary.

Switches: Subject to any restrictions on the eligibility of investors for a particular class, you can switch your investments between funds or classes in the Artemis range. For further information, please refer to the prospectus or contact Artemis.

Contact Artemis: Visit www.artemisfunds.com or call 0800 092 2051.

Authorisation and regulation: The fund is authorised in the UK by the Financial Conduct Authority. Artemis Fund Managers Limited is authorised and regulated in the UK by the Financial Conduct Authority.

KEY INVESTOR INFORMATION

This document provides you with key investor information about this Fund. It is not marketing material. The information is required by law to help you understand the nature and the risks of investing in this Fund. You are advised to read it so you can make an informed decision about whether to invest.

Aviva Investors Multi-Strategy Target Return Fund, Class 5, Accumulation shares, GBP, a sub-fund of the Aviva Investors Investment Funds ICVC (ISIN: GB00BMTRW439). The Fund is managed by Aviva Investors UK Fund Services Limited.

OBJECTIVES AND INVESTMENT POLICY

Objective: To deliver a positive return over rolling three year periods regardless of the prevailing stock market environment. The Fund aims to generate a positive return, on average 5% per annum above the Bank of England Base Rate before the deduction of charges, over rolling three year periods. In seeking to target this level of return the Fund also aims to manage volatility to a target of less than half the volatility of global equities, measured over the same rolling three year periods. These aims, however, are not guaranteed and it may not always be possible to achieve positive returns or to achieve the target level of volatility over rolling three year periods, or over any period of investment. Consequently, investors' capital is at risk.

Core investment: The Fund invests across a broad range of global asset classes (including emerging markets) that may include shares of companies, bonds (both corporate and government), cash, commodities, indirect property, and currencies. Other funds (including funds managed by Aviva Investors companies) may also be used to gain exposure to these asset classes. The Fund will make significant use of derivative instruments for investment purposes including: futures, options, swaps, swaptions and forwards.

Strategy: The Fund is actively managed and the Investment Manager may take both long and synthetic short positions and derivative usage may include but is not limited to derivatives on interest rates, inflation rates, bonds, credit, equity, financial indices, volatility, dividend payments and currencies. Derivatives usage may be for the purposes of hedging, efficient portfolio management, or investment purposes and may be exchange traded or traded off exchange through market counterparties. The use of derivative instruments as part of the investment policy will mean that the Fund may, from time to time, have substantial holdings in liquid assets including deposits and money market instruments.

Environmental, Social and Governance (ESG) factors: ESG factors are integrated into the investment process and are considered alongside a range of financial metrics and research, but the Investment Manager retains discretion over which investments are selected. We also actively engage with companies and use voting rights with the aim of positively influencing company behaviour and helping to create competitive returns. In addition, the Fund has limited exclusions based on Aviva Investors' UK Responsible Investment policy. Further information on how we integrate ESG and the Aviva Investors UK Responsible Investment policy into our investment approach, and how we engage with companies is available on our website and in the prospectus.

Performance & Risk Measurement: The Fund aims to generate returns which exceed the Bank of England base rate, which has been chosen as the market standard indicator of the risk-free rate of return. The Fund targets 5% above this rate because that is the level of outperformance that the Investment Manager believes to be realistic for this strategy alongside the volatility aim.

RISK AND REWARD PROFILE



Lower risk

Typically lower rewards

This indicator is based on historical data, calculated using European Union rules, and may not be a reliable indication of the future risk profile of the Fund.

The risk and reward category shown is not guaranteed to remain unchanged and may change over time. The lowest category does not mean 'risk free'.

The value of investments and the income from them will change over time.

The Fund price may fall as well as rise and as a result you may not get back the original amount you invested.

The Fund has been allocated a risk number based on the historic volatility of its share price or where insufficient information is available appropriate asset classes.

Counterparty risk: The Fund could lose money if an entity with which it does business becomes unwilling or is unable to meet its obligations to the Fund.

Currency risk: Changes in currency exchange rates could reduce investment gains or increase investment losses. Exchange rates can change rapidly,

The Fund is managed to a defined risk target - linked to the volatility of global equities. Volatility measures how much the returns of the Fund may fluctuate and is an indicator of the level of risk taken by the Investment Manager.

The Fund is expected to operate with a volatility no greater than 50% of that of Global Equities, however, there may be times where the Fund operates above this target. The Index we use to represent global equities is the MSCI® All Country World Index (Local Currency) (the Index). The Fund's volatility is compared against the Index's daily volatility, annualised, over 3-year rolling periods.

The Index comprises large and medium sized companies, as determined by their market capitalisation (total market value of a company's outstanding shares), from both developed and emerging markets, and the Index is designed to provide a broad measure of global equity market performance.

The Index has been selected as a benchmark due to the broad range of companies that it represents, and it is therefore an appropriate measure of the volatility of global equities.

Note: MSCI makes no express or implied warranties or representations and shall have no liability whatsoever with respect to any MSCI data contained herein. The MSCI data may not be further redistributed or used as a basis for other indices or any securities or financial products. This report is not approved, endorsed, reviewed or produced by MSCI. None of the MSCI data is intended to constitute investment advice or a recommendation to make (or refrain from making) any kind of investment decision and may not be relied on as such.

Recommendation: this Fund may not be appropriate for investors who plan to withdraw their money within 5 years.

Other information: You can buy and sell shares on any London business day.

This is an accumulation share class and any income from the Fund will remain in the Fund and is reflected in the share price.

For full investment objectives and policy details please refer to the Prospectus.

significantly and unpredictably.

Derivatives risk: Derivatives are instruments that can be complex and highly volatile, have some degree of unpredictability (especially in unusual market conditions), and can create losses significantly greater than the cost of the derivative itself.

Hedging risk: Any measures taken to offset specific risks will generate costs (which reduce performance), could work imperfectly or not at all, and if they do work will reduce opportunities for gain.

Illiquid securities risk: Certain assets held in the Fund could, by nature, be hard to value or to sell at a desired time or at a price considered to be fair (especially in large quantities), and as a result their prices could be very volatile.

Commodity Investment The prices of commodities are generally more volatile than investments in more traditional securities such as equities and fixed income. Investment into commodity instruments which are physically backed may have limited recourse, and if the value of the commodities held is insufficient to meet payment obligations the Fund may suffer losses.

Leverage risk: A small price decline on a "leveraged" underlying investment will create a correspondingly larger loss for the Fund. A high overall level of leverage and/or unusual market conditions could create significant losses for the Fund.

Multi-strategy risk: Because the Fund is exposed to the risks of multiple

markets and asset classes, there is a risk that some or all of its strategies may not perform or correlate as expected.

Stock and Bond Connect risk: The Fund may invest in China A-Shares via Stock Connect, or bonds on the China Interbank Bond Market via Bond Connect which may entail additional clearing and settlement, regulatory,

operational and counterparty risks.

Full information on the risks applicable to the Fund is detailed in the Prospectus.

CHARGES

One-off charges taken before or after you invest

Entry charge None

Exit charge None

Charges taken from the Fund over a year

Ongoing charges 0.70%

The entry and exit charges shown are the maximum that might be taken out of your money before it is invested / before the proceeds of your investment are paid out.

The ongoing charges figure is based on last year's expenses for the year ending 15 October 2023. The figure for ongoing charges excludes performance fees and portfolio transaction costs, except in the case of an entry/exit charge paid by the Fund when buying or selling units in another collective investment undertaking.

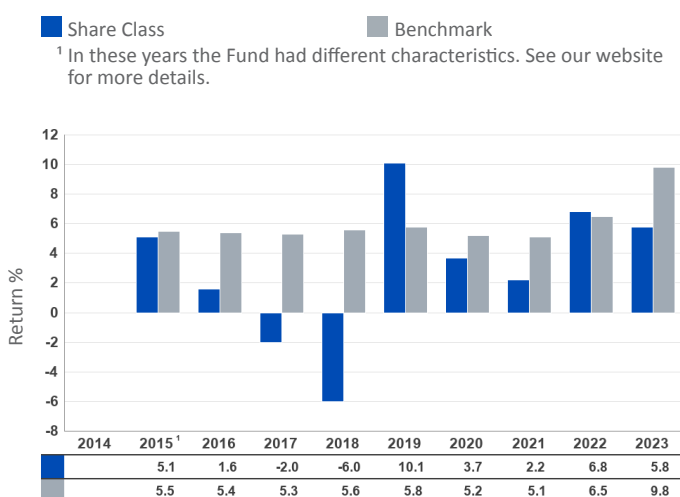
For more information about charges please see the charges sections of the Fund's Prospectus.

Charges taken from the Fund under certain specific conditions

Performance fee None

The charges you pay are used to pay the costs of running the Fund, including the costs of marketing and distributing it. These charges reduce the potential growth of your investment.

PAST PERFORMANCE



Past performance is no guide to future performance.

The past performance shown in the chart opposite takes into account all charges except entry charges.

The Share Class was launched on 01 July 2014.

Performance is calculated in the Share Class currency which is GBP.

Source: Aviva Investors/Morningstar as at 31 December 2023.

PRACTICAL INFORMATION

Depository - J.P. Morgan Europe Limited.

More practical information about the Fund and copies of the Prospectus and the latest annual and half yearly reports are available free of charge from Aviva Investors UK Fund Services Limited PO Box 10410, Chelmsford, CM99 2AY. These documents will be in English and cover the whole ICVC.

The latest published price of shares in the Fund and other information on the Fund, including how to buy and sell shares, is also available at www.avivainvestors.co.uk.

Shares other than Class 5 are offered by the Fund, as set out in the Prospectus.

You may switch between funds in the Aviva Investors Investments Funds ICVC. Details on switching are provided in the Prospectus.

The Fund is subject to the tax laws and regulations of the United Kingdom. Depending on your own country of residence, this might have an impact on your investment.

The liabilities of the Fund are segregated and the assets of this Fund will not be used to pay debts of other funds.

Aviva Investors UK Fund Services Limited may be held liable solely on the basis of any statement contained in this document that is misleading, inaccurate or inconsistent with the relevant parts of the Prospectus for the Fund.

The sub-fund launched on 01 July 2014, is authorised in the United Kingdom and regulated by The Financial Conduct Authority. Aviva Investors UK Fund Services Limited is authorised in the United Kingdom and regulated by The Financial Conduct Authority.

The details of the up-to-date remuneration policy of the Management Company, including the composition of its remuneration committee, a description of the key remuneration elements and an overview of how remuneration is determined, are available on the website www.avivainvestors.com. A paper copy of the remuneration policy can be made available upon request and free of charge at the Management Company's registered office.

Key Investor Information

This document provides you with key investor information about this fund. It is not marketing material. The information is required by law to help you understand the nature and the risks of investing in this fund. You are advised to read it so you can make an informed decision about whether to invest.

Fidelity Emerging Markets Fund

a sub-fund of Fidelity Investment Funds IX

Fidelity Emerging Markets Fund R Accumulation Shares
(ISIN:GB00BMDNKR60)

This fund is managed by FIL Investment Services (UK) Limited

Objectives and Investment Policy

Objective: The fund aims to increase the value of your investment over a period of 5 years or more.

Investment Policy: The fund will invest at least 70% in companies in countries experiencing higher levels of economic growth within Africa, the Indian sub-continent, Latin America, East and South East Asia, Central and Eastern Europe (including Russia) and the Middle East. This includes countries considered to be emerging markets as determined by the investment manager at its sole discretion. The companies will be either listed, incorporated, domiciled, or have significant business activities in the region. The remainder will be invested in companies outside of the region detailed above and in other investment types such as cash and derivatives.


Emerging markets are countries progressing toward becoming advanced, usually shown by some development in financial markets, the existence of some form of stock exchange and a regulatory body.

Investment Process: The fund is actively managed. The Investment Manager identifies suitable opportunities for the fund utilising in-house research and investment capabilities. The Investment Manager will, when selecting investments for the fund and for the purposes of monitoring risk, consider the MSCI Emerging Markets (Net Total Return) Index. The Investment Manager has a wide degree of freedom relative to the index and may take larger, or smaller, positions in companies, and/or may invest outside the index, to take advantage of investment opportunities. This means the fund's investments and therefore performance may vary significantly from the index.

Derivatives and Techniques: Derivatives are investments whose value is linked to another investment, or to the performance of a stock exchange or to some other variable factor, such as interest rates and used to reduce risk or transaction costs and/or to generate extra income or further increase the value of your investment.

Additional information: Income earned by the fund is paid into the fund and reflected by an increase in the value of each share. Shares can usually be bought and sold each business day of the fund. The fund's performance can be compared to the MSCI Emerging Markets (Net total return) Index.

Risk and Reward Profile



Historical data may not be a reliable indication for the future. The risk category shown is not guaranteed and may change over time.

The lowest category does not mean a "risk free" investment.

The risk and reward profile is classified by the level of historical fluctuation of the Net Asset Values of the share class, and within this classification, categories 1-2 indicate a low level of historical fluctuations, 3-5 a medium level and 6-7 a high level.

The value of your investment may fall as well as rise and you may get back less than you originally invested.

The fund may invest in instruments denominated in currencies other than the fund base currency. Changes in currency exchange rates can therefore affect the value of your investment.

This Fund is categorised in risk class 6 because, in accordance with the investment policy, the value of the investments may fluctuate considerably. Consequently, both the expected return and the potential risk of loss may be high. Liquidity is a measure of how easily an investment can be converted into cash. Under certain market conditions assets may be more difficult to value or sell at a desired price. This could affect the fund's ability to meet redemptions in a timely manner. Emerging markets may be more volatile and it could be harder to sell or trade securities. There may be less supervision, regulation and less well-defined procedures than in more developed countries. Emerging markets can be sensitive to political instability, which can result in greater volatility and uncertainty, subjecting the fund to the risk of losses. In some emerging markets, such as Russia, the safekeeping provisions for securities benefit from less governed standards.

Charges for this fund

The charges you pay are used to pay the costs of running the fund, including the costs of marketing and distributing it. These charges reduce the potential growth of your investment.

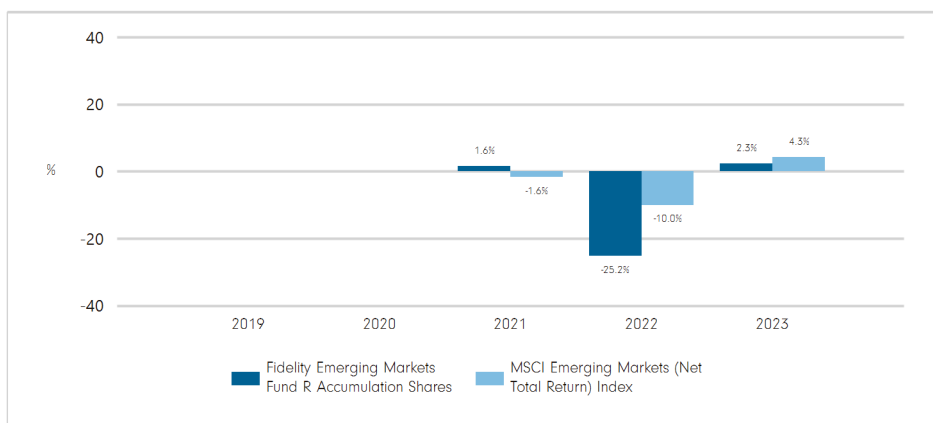
One-off charges taken before or after you invest	
Entry charge	0.00%
Exit charge	0.00%
The entry and exit charges shown are maximum figures. In some cases you might pay less - you can find this out from your financial adviser / distributor.	
Charges taken from the fund over a year	
Ongoing charges	0.69%
Charges taken from the fund under certain specific conditions	
Performance fee	N/A

This is the maximum that might be taken out of your money before it is invested or before the proceeds of your investment are paid out.
The ongoing charges figure shown here for this new class is an estimate of the charges. This figure may vary from year to year. It excludes:

- performance fees (where applicable);
- portfolio transaction costs, except in the case of an entry/exit charge paid by the fund when buying or selling units in another collective investment undertaking.

For more information about charges, including the possibility that swing pricing may apply, please consult the most recent Prospectus.

Past Performance



Past performance is not a guide to future performance results.

If any, the past performance shown takes into account the ongoing charges with exception of any applicable entry/exit charges.

The fund was launched on 28 July 1997. This class was launched on 13 May 2020.

Past performance has been calculated in GBP.

If applicable, events in the fund's life which may have affected the performance history are highlighted as an '*' in the chart, which may include changes to the fund's objective and details of such events can be found on our website or by requesting it from your appointed representative or your usual Fidelity contact. If applicable, the Investment Objective section shall refer to a benchmark and information on previous benchmarks may be found in the Annual Report and Accounts. This Class was previously the Accumulation Class of the fund.

Practical Information

Depository: JP Morgan Europe Limited.

This key information document describes a sub-fund of Fidelity Investment Funds IX (the "Fund"). The prospectus and periodic reports are prepared for the entire Fund.

For more information, please consult the prospectus and latest reports and accounts which may be obtained free of charge in English from FIL Investment Services (UK) Limited. These documents and details of the remuneration policy are available via <https://www.fil.com>.

The tax legislation in United Kingdom may have an impact on your personal tax position. For further details you should consult a tax advisor.

FIL Investment Services (UK) Limited may be held liable solely on the basis of any statement contained in this document that is misleading, inaccurate or inconsistent with the relevant parts of the prospectus of the fund.

The Net Asset Value of the fund is available at the registered office of FIL Investment Services (UK) Limited, and at www.fidelityinternational.com.

The assets and liabilities of the fund are segregated by law from those of other sub-funds and there is no cross-liability among the sub-funds.

You may have the right to switch from this share class into the same or possibly other share class types of another sub-fund of the Fund. Details on switching rules may be found in the Prospectus.

This fund is authorised in United Kingdom and regulated by Financial Conduct Authority (FCA).

FIL Investment Services (UK) Limited is authorised in United Kingdom and regulated by Financial Conduct Authority (FCA).

This key investor information is accurate as at 26/01/2024.

Key Investor Information

This document provides you with key investor information about this Fund. It is not marketing material. The information is required by law to help you understand the nature and the risks of investing in this Fund. You are advised to read it so you can make an informed decision about whether to invest.

First Sentier Global Listed Infrastructure Fund Class B (Accumulation) GBP



a sub-fund of First Sentier Investors ICVC (the Company)

ISIN GB00B24HJL45

First Sentier Investors (UK) Funds Limited, the authorised corporate director of the Company

Objectives and investment policy

Objective: The Fund aims to achieve an investment return from income and capital growth over the medium to long term (at least three years).

Policy: The Fund invests in shares of companies that are involved in infrastructure around the world and are listed on exchanges worldwide.

The infrastructure sector includes utilities (e.g. water and electricity), highways and railways, airports, marine ports and oil and gas storage and transportation.

The Fund does not invest directly in infrastructure assets.

The Fund may invest up to 10% in other funds.

The Fund will only use derivatives to reduce risk or to manage the Fund more efficiently in limited cases.

Strategy: The Fund's managers strategy is to invest in a globally diversified portfolio of listed infrastructure companies.

The Fund manager's investment strategy is founded on the principle of stewardship, allocating capital to what it believes are good quality companies with sound growth prospects and strong management teams.

It seeks to engage actively and constructively with company leaders on sustainability and other investment risks and opportunities.

Benchmark: The Fund's performance is compared against the value of the FTSE Global Core Infrastructure 50/50 Index.

The Fund's manager may use its discretion when deciding which investments should be held by the Fund.


The Fund is actively managed; investment of the Fund's assets is not constrained by the benchmark composition or sector requirements and the Fund's manager has discretion within the Fund's investment policy to invest in assets without regard to the benchmark.

Recommendation: This Fund may not be appropriate for investors who plan to withdraw their money within three years.

The Fund will not pay any income out; instead any income will be reflected in the value of your shares.

You can buy and sell shares in the Fund on any business day. As long as we receive your instruction before 12 noon (UK time), shares will be bought and sold at that day's price.

Risk and reward profile



- The synthetic risk reward indicator (the SRRRI) rating is not a measure of the risk of you losing the entire value of your investment but describes how much the value of the share class has gone up and down in the past. Where a share class has not yet launched, the SRRRI is calculated using representative data.
- The SRRRI rating is based on historical data which may not be a reliable indication of the future risks and rewards of the share class.
- We cannot guarantee that the rating of the share class will remain the same; it may change over time.
- Even the lowest rating 1 does not mean a risk free investment.
- On a scale of 1 (less risky) to 7 (more risky), this share class has a rating of 5 due to its past performance (or representative data) and the nature of its investments.
- Categories 1-2 indicate a low level of historical fluctuations, 3-5 a medium level, and 6-7 a high level.

- Risk is taken in order to make a higher potential return; the more risk a fund takes, the higher the potential return but the greater the risk of loss.
- The value of the Fund and its return is not guaranteed and may fall as well as rise. You may get back significantly less than you originally invested. Material risks not adequately captured by the SRRRI:
- **Emerging market risk:** Emerging markets tend to be more sensitive to economic and political conditions than developed markets. Other factors include greater liquidity risk, restrictions on investment or transfer of assets, failed/delayed settlement and difficulties valuing securities.
- **Single sector risk:** investing in a single economic sector may be riskier than investing in a number of different sectors. Investing in a larger number of sectors helps to spread risk.
- **Currency risk:** the Fund invests in assets which are denominated in other currencies; changes in exchange rates will affect the value of the Fund and could create losses. Currency control decisions made by governments could affect the value of the Fund's investments and could cause the Fund to defer or suspend redemptions of its shares.
- **Listed infrastructure risk:** the Fund may be vulnerable to factors that particularly affect the infrastructure sector, for example natural disasters, operational disruption and national and local environmental laws. For further information on risks, please refer to the Risk Factors section in the Company's prospectus.

Charges for this Fund

The charges are used to pay the costs of running the Fund, including the costs of marketing and distributing it. These charges reduce the potential growth of your investment.

One-off charges taken before or after you invest

Entry charge	4.00%
Exit charge	N/A

This is the maximum that might be taken out of your money before it is invested.

Charges taken from the fund over a year

Ongoing charge	0.80%
----------------	-------

Charges taken from the fund under certain specific conditions

Performance fee	N/A
-----------------	-----

The entry and exit charges shown are the maximum you will need to pay. In some cases you might pay less - you can find out the actual entry and exit charges from your financial adviser.

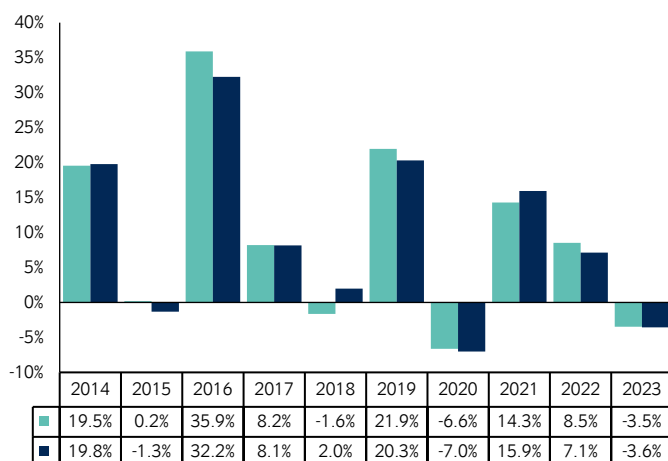
The ongoing charge is based on expenses for the year ending July 2023. It may vary from year to year. It excludes portfolio transaction costs which are paid from assets of the Fund and performance fees, if any.

There are fees for switching between sub-funds. The fee for switching into the Fund is 0.5%.

The fees and expenses are charged against the capital of the Fund. Deducting expenses from capital reduces the potential for capital growth.

Further information can be found in the Buying, Selling and Switching Shares section of the Company's prospectus.

Past performance



■ First Sentier Global Listed Infrastructure Fund Class B (Accumulation) GBP

■ FTSE Global Core Infrastructure 50/50 Net Index (GBP)

Past performance is not a reliable guide to future performance. The past performance shown here includes fees, any reinvested income and tax.

The Fund launched on 08 October 2007.

The Share Class launched on 08 October 2007. The past performance of the Share Class is calculated in GBP.

The past performance of the benchmark is calculated in GBP

The Fund's performance comparison to the Investment Association Sector can be found in the Company's prospectus.

Practical information

Depository: The Bank of New York Mellon (International) Limited

Further information: The Fund forms part of the First Sentier Investors ICVC (the Company). The prospectus, annual and semi-annual reports of the Company as a whole are available free of charge on firstsentierinvestors.com or by contacting First Sentier Investors, PO Box 404, Darlington, DL1 9UZ. All documents are available in English.

Other practical information: The Fund's share price and other information about the Fund is available at firstsentierinvestors.com. The prospectus, annual and semi-annual reports contain information about all of the sub-funds and share classes of the Company.

Tax legislation: The Fund is subject to UK tax laws. This may have an impact on your personal tax position. For further details, please speak to your tax adviser.

Liability statement: First Sentier Investors (UK) Funds Limited (as management company) may be held liable solely on the basis of any statement contained in this document that is misleading, inaccurate or inconsistent with the relevant parts of the prospectus for the Company.

Fund information: Each sub-fund of the Company is responsible for meeting its own debts. The sub-funds are segregated by law. This means that investments of the Fund cannot be used to pay the debts of the other sub-funds.

You can exchange shares in the Fund for shares in another sub-fund, which is called switching. There may be a charge for switching, as indicated above in 'Charges for this Fund'.

Remuneration: Information on the current remuneration policy of First Sentier Investors (UK) Funds Limited, including a description of how remuneration and benefits are calculated and the identity of persons responsible for awarding the remuneration and benefits, is available at firstsentierinvestors.com. A paper copy of this information is available free of charge upon request from First Sentier Investors, PO Box 404, Darlington, DL1 9UZ.

Key Investor Information

This document provides you with key investor information about this fund. It is not marketing material. The information is required by law to help you understand the nature and the risks of investing in this fund. You are advised to read it so you can make an informed decision about whether to invest.

Fundsmith Equity Fund

I Class Shares in Fundsmith Equity Fund

Accumulation Shares (ISIN: GB00B41YBW71)

Income Shares (ISIN: GB00B4MR8G82)

The fund is managed by Fundsmith LLP

Objectives and investment policy

The fund's objective is to achieve long-term (over 5 years) growth in value, investing in shares of companies on a global basis. The fund's approach is to be a long-term investor in its chosen stocks and it will not adopt short-term trading strategies. The fund aims to invest in businesses:

- that can sustain a high return on operating capital employed;
- whose advantages are difficult to replicate;
- which do not require significant borrowing to generate returns;
- with a high degree of certainty of growth from reinvestment of their cash flows at high rates of return;
- that are resilient to change, particularly technological innovation;
- whose valuation is considered to be attractive.


The fund will not invest in other funds, property or derivatives nor hedge any currency exposure. The fund will not borrow money, except in unusual circumstances. The fund is actively managed meaning that the fund manager uses their expertise to select investments to achieve the fund's objective. The fund does not track and is not managed by reference to any particular benchmark. The fund does not have any specific geographical or sector focus.

An investor, or prospective investor, may buy or sell their shares on demand each business day in the UK. Instructions to buy or sell received before noon will be implemented that day; instructions received after noon or on a non-business day will be implemented at noon on the next business day.

For the Accumulation Shares, the dividends are reinvested in the fund. For the Income Shares, the dividends are paid out to you from the fund.

Recommendation: This fund invests for the long-term (over 5 years) and may not be appropriate for investors who plan to withdraw their money within 5 years.

Risk and reward profile



The risk category reflects the significance of the fund's share price fluctuations based on historical data. Historical data may not be a reliable indication of the future risk profile of the fund. The risk category of the fund is not guaranteed and may change over time. Further, the lowest category of risk does not mean risk free. Your initial investment is not guaranteed.

Generally, the higher the risk category, the greater the potential for higher returns but also the higher the risk of losing money. This fund is ranked at 5 because funds of this type have experienced medium to high rises and falls in value in the past. The underlying investments are, however, in large companies with shares that are, in most cases, highly liquid.

There are a number of other risks that are not covered by the indicator above. A full description is contained in the prospectus under the heading "Risk Factors". The most material are:

Currency risk: The fund's portfolio is a global share portfolio and many of the investments are not denominated in Sterling. There is no currency hedging in place and the price of shares in the fund may therefore rise or fall purely on account of exchange rate movements.

Concentration risk: The investment criteria adopted by the fund significantly limits the number of potential investments. The fund generally holds 20 to 30 stocks and so it is more concentrated than many other funds. This means that the performance of a single stock within the portfolio has a greater effect on the price of the shares of the fund.

Operational risk: Failures or delays in operational processes may negatively affect the fund. There is a risk that any company responsible for the safekeeping of the assets of the fund may fail to do so properly or may become insolvent, which could cause loss to the fund.

Key Investor Information

I Class Shares in Fundsmith Equity Fund

Fundsmith Equity Fund

Charges

The charges you pay are used to pay the costs of running the fund, including the costs of marketing and distributing it. These charges reduce the potential growth of your investment.

The charges for the fund are shown below. The ongoing charges figure is based on the fund's expenses for the year ended 31 December 2023. This includes all costs borne by the fund except for portfolio transaction costs but, because the portfolio turnover is relatively low, these charges should equally be low.

The ongoing charges are used to pay the costs of running the fund, including the fee payable to Fundsmith LLP, which is 0.90% per annum, and certain other costs including marketing and distributing the fund. These ongoing charges reduce the potential growth of the investment. The overall ongoing charges may vary from year to year.

One-off charges taken before or after you invest:

Entry charge	0.00%
Exit charge	0.00%

These are the maximum charges that we might take out of your money before it is invested and before we pay out the sale proceeds of your investment. In some cases, you might pay less and you should speak to your financial adviser about this.

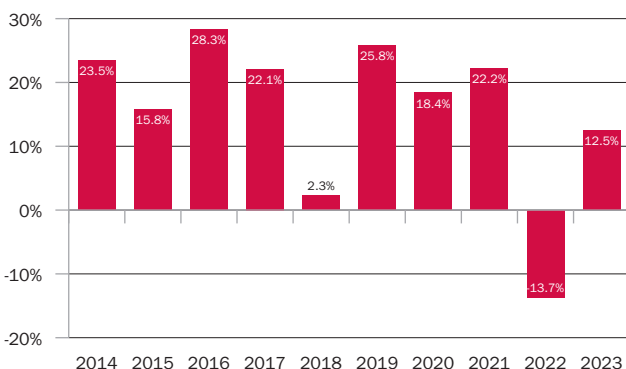
Charges taken from the Fund over a year:

Ongoing charges	0.94%
-----------------	-------

Charges taken from the Fund under specific conditions:

Performance fee	NONE
-----------------	------

Past performance



You should be aware that past performance is not a guide to future performance.

Fund launch date: 19/10/2010
Share class launch date: 01/11/2010
Performance is calculated in: GBP

This performance is calculated based on the net asset value per class (which includes all charges) and assuming the income has been re-invested in the fund.

Practical information

Further information on the fund is available from the website – www.fundsmith.co.uk. You can also obtain it by calling us on **0330 1231 815** or by writing to **Fundsmith LLP, PO Box 10846, Chelmsford, Essex CM99 2BW**.

This includes the Supplementary Information Document, the Prospectus, the latest price of shares of the fund, and the latest annual or semi-annual reports as and when they are published. These documents are available free of charge and in English.

This Key Investor Information Document describes the GBP I Class shares. The equivalent document for other share classes is available from the website and address above.

The depositary of the fund is **State Street Trustees Limited**. Details of Fundsmith LLP's up to date remuneration policy are available

from the website - www.fundsmith.co.uk and include a description of how remuneration and benefits are calculated and the identities of the persons responsible for awarding remuneration and benefits. A paper copy of this information will be made available free of charge on request.

The tax legislation of the United Kingdom may have an impact on the personal tax position of the investor.

We are required, under Money Laundering regulations, to confirm your identity. In the majority of cases, we do this electronically, but we may require additional documents from you if we cannot do this.

Fundsmith LLP may be held liable solely on the basis of any statement contained in this document that is misleading, inaccurate or inconsistent with the relevant parts of the prospectus for the fund.

Key Investor Information

This document provides you with key investor information about this Fund. It is not marketing material. The information is required by law to help you understand the nature and the risks of investing in this Fund. You are advised to read it so you can make an informed decision about whether to invest.

American Index Fund

a sub-fund of HSBC Index Tracker Investment Funds, (the "OEIC");
managed by HSBC Global Asset Management (UK) Limited

Class: Accumulation C
ISIN: GB00B80QG615

Explanations of terms shown within the objectives and policy in bold, can be found within the glossary on our website: <http://www.assetmanagement.hsbc.com>.

Objectives and Investment Policy

- The Fund aims to track the performance of the S&P 500 Index (the "Index") before the deduction of charges and tax.
- The Index is made up of the 500 largest stock market listed companies in the United States of America, as defined by the Index provider.
- The Fund will invest directly in shares (**equities**) of all of the companies that make up the Index and in the same or very similar proportions in which they are included in the Index.
- However, there may be circumstances when it is not possible or practical for the Fund to invest in shares of all the companies of the Index. The Fund may not invest in all the companies of the Index to manage transaction costs or to reflect market conditions, regulations or HSBC's banned weapons policy.
- The Fund may hold cash and other funds, including funds managed by the **HSBC Group**, to manage day-to-day cash flow requirements.
- The anticipated **tracking error** for the Fund is expected to be up to 0.10%.

Use of derivatives

- The Fund may invest in different types of **derivatives** for **efficient portfolio management**, including **hedging**. In particular the Fund may use **derivatives** to help it manage cash flows and dividend payments with the aim of generating **returns** that are consistent with the Index. The use of **derivatives** will be consistent with the risk profile of the Fund.
- The Fund may enter into securities lending transactions for up to 29% of its assets. However, this is not expected to exceed 25%.
- Income is reinvested.
- You may sell your investment on any business day by contacting the administrator before the dealing deadline at 12pm.
- Recommendation: this Fund may not be appropriate for investors who plan to withdraw their money within a period of 5 years.

Risk and Reward Profile



The risk and reward indicator is based on historical data and may not be a reliable indication of the future risk profile of the Fund.

The risk and reward category shown is not guaranteed to remain unchanged and may shift over time. The lowest category does not mean a risk-free investment.

Why is this Fund in this specific category?

This Fund is classified in category 5 because its price or simulated data has shown medium to high fluctuations historically.

Material risks not fully captured by the Risk and Reward Indicator:

- **Counterparty Risk** The possibility that the counterparty to a transaction may be unwilling or unable to meet its obligations.
- **Derivatives Risk** Derivatives can behave unexpectedly. The pricing and volatility of many derivatives may diverge from strictly

reflecting the pricing or volatility of their underlying reference(s), instrument or asset.

- **Exchange Rate Risk** Changes in currency exchange rates could reduce or increase investment gains or investment losses, in some cases significantly.
- **Index Tracking Risk** To the extent that the Fund seeks to replicate index performance by holding individual securities, there is no guarantee that its composition or performance will exactly match that of the target index at any given time ("tracking error").
- **Investment Leverage Risk** Investment Leverage occurs when the economic exposure is greater than the amount invested, such as when derivatives are used. A Fund that employs leverage may experience greater gains and/or losses due to the amplification effect from a movement in the price of the reference source.
- **Liquidity Risk** Liquidity is a measure of how easily the Fund's holdings can be quickly converted to cash. The value of the Fund's holdings may be significantly impacted by liquidity risk during adverse market conditions.
- **Operational Risk** Operational errors may affect transactions, valuation, accounting, financial reporting and other processes relating to the Fund.

Charges

The charges you pay are used to pay the running costs of the Fund, including the marketing and distribution costs. These charges reduce the potential growth of the investment.

One-off charges taken before or after you invest

Entry charge	0.00%
Exit charge	0.00%

This is the maximum that might be taken out of your money before it is invested or before the proceeds of your investment are paid out.

Charges taken from the Fund over a year

Ongoing charge	0.06%
----------------	-------

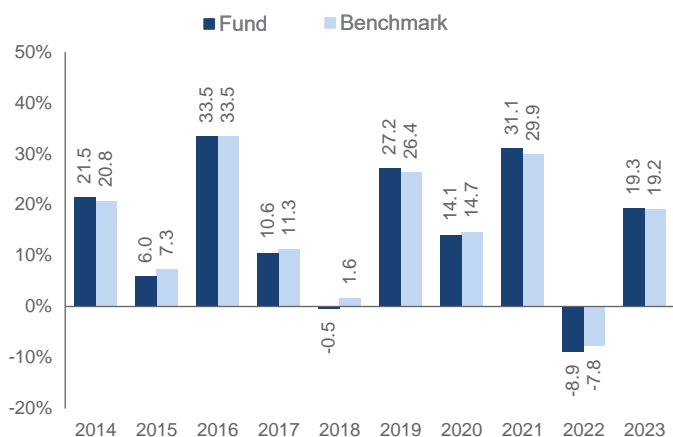
Charges taken from the Fund under certain specific conditions

Performance fee	None
-----------------	------

- The entry and exit charges shown are the maximum that may be charged. In some cases you may pay less. You can obtain the actual charges from your financial adviser.
- A conversion charge may be payable.
- The ongoing charges figure is based on last year's expenses for the year ending 15/11/2023. Charges may vary from year to year.

Further information on Charges can be found in the "Fees and Expenses" section of the Fund's Prospectus.

Past Performance



- Past performance is not a guide to future performance; the value of your investment and any income from it can go down as well as up.
- Performance returns are based on the net asset value with distributable income reinvested. Past performance takes account of all ongoing charges but not entry, exit or conversion charges.
- The past performance of this share class is calculated in GBP.
- The performance of the Fund is shown against the performance of the S&P 500 Index.
- The Fund was launched on 31 October 1988.

Practical Information

Depository

State Street Trustees Limited.

Further information

Further information about the OEIC including the latest Prospectus, latest published prices of shares, annual report and half yearly report may be obtained free of charge, in English, from the Administrator, HSBC Global Asset Management (UK) Limited, Sunderland SR43 4BF or by visiting www.assetmanagement.hsbc.com. The most recent Prospectus is available in English. This document describes a single share class of the OEIC. The Prospectus, annual and half yearly reports are prepared for the entire OEIC.

Share classes

Other share classes are available, as detailed in the Prospectus. It is possible to convert your shares into a different share class or switch your shares into a different Fund within the OEIC. Details of how to do this are in the Prospectus (please note an initial charge may apply).

Remuneration Policy

The Remuneration Policy of the Authorised Corporate Director, which describes the remuneration practices and governance arrangements for UCITS and AIFMD Authorised entities, is available at www.assetmanagement.hsbc.com (please select "About Us" then "Our Governance" then "Remuneration Practices and Governance Arrangements for UCITS and AIFMD Authorised Entities") or on request free of charge from the Administrator.

Tax

UK tax legislation may have an impact on your personal position.

Management Company

HSBC Global Asset Management (UK) Limited, the Authorised Corporate Director, may be held liable solely on the basis of any statement contained in this document that is misleading, inaccurate or inconsistent with the relevant parts of the Prospectus for the OEIC.

Segregated liability

The OEIC is an umbrella investment company with segregated liability between Funds. This means that the holdings of one Fund are kept separate from the holdings of the other Funds and your investment in the Fund cannot be used to pay the liabilities of any other Fund.

The Fund is authorised in the United Kingdom and regulated by the Financial Conduct Authority. HSBC Global Asset Management (UK) Limited is authorised in the United Kingdom and regulated by the Financial Conduct Authority.

This key investor information is accurate as at 09 February 2024.

Key Investor Information

This document provides you with key investor information about this Fund. It is not marketing material. The information is required by law to help you understand the nature and the risks of investing in this Fund. You are advised to read it so you can make an informed decision about whether to invest.

FTSE 100 Index Fund

a sub-fund of HSBC Index Tracker Investment Funds, (the "OEIC");
managed by HSBC Global Asset Management (UK) Limited

Class: Accumulation S
ISIN: GB00BF0GX030

Explanations of terms shown within the objectives and policy in bold, can be found within the glossary on our website: <http://www.assetmanagement.hsbc.com>.


Objectives and Investment Policy

- The Fund aims to track the performance of the FTSE 100 Index (the "Index") before the deduction of charges and tax.
- The Index is made up of the largest stock market listed companies in the United Kingdom, as defined by the Index provider.
- The Fund will invest directly in shares (**equities**) of all of the companies that make up the Index and in the same or very similar proportions in which they are included in the Index.
- However, there may be circumstances when it is not possible or practical for the Fund to invest in shares of all the companies of the Index. The Fund may not invest in all the companies of the Index to manage transaction costs or to reflect market conditions, regulations or HSBC's banned weapons policy.
- The Fund may hold cash and other funds, including funds managed by the **HSBC Group**, to manage day-to-day cash flow requirements.
- The anticipated **tracking error** for the Fund is expected to be up to 0.10%.

Use of derivatives

- The Fund may invest in different types of **derivatives** for **efficient portfolio management**, including **hedging**. In particular the Fund may use **derivatives** to help it manage cash flows and dividend payments with the aim of generating **returns** that are consistent with the Index. The use of **derivatives** will be consistent with the risk profile of the Fund.
- The Fund may enter into securities lending transactions for up to 29% of its assets. However, this is not expected to exceed 25%.
- Income is reinvested.
- You may sell your investment on any business day by contacting the administrator before the dealing deadline at 12pm.
- Recommendation: this Fund may not be appropriate for investors who plan to withdraw their money within a period of 5 years.

Risk and Reward Profile



The risk and reward indicator is based on historical data and may not be a reliable indication of the future risk profile of the Fund.

The risk and reward category shown is not guaranteed to remain unchanged and may shift over time. The lowest category does not mean a risk-free investment.

Why is this Fund in this specific category?

This Fund is classified in category 6 because its price or simulated data has shown high fluctuations historically.

Material risks not fully captured by the Risk and Reward Indicator:

- **Counterparty Risk** The possibility that the counterparty to a transaction may be unwilling or unable to meet its obligations.
- **Derivatives Risk** Derivatives can behave unexpectedly. The pricing and volatility of many derivatives may diverge from strictly

reflecting the pricing or volatility of their underlying reference(s), instrument or asset.

- **Exchange Rate Risk** Changes in currency exchange rates could reduce or increase investment gains or investment losses, in some cases significantly.
- **Index Tracking Risk** To the extent that the Fund seeks to replicate index performance by holding individual securities, there is no guarantee that its composition or performance will exactly match that of the target index at any given time ("tracking error").
- **Investment Leverage Risk** Investment Leverage occurs when the economic exposure is greater than the amount invested, such as when derivatives are used. A Fund that employs leverage may experience greater gains and/or losses due to the amplification effect from a movement in the price of the reference source.
- **Liquidity Risk** Liquidity is a measure of how easily the Fund's holdings can be quickly converted to cash. The value of the Fund's holdings may be significantly impacted by liquidity risk during adverse market conditions.
- **Operational Risk** Operational errors may affect transactions, valuation, accounting, financial reporting and other processes relating to the Fund.

Charges

The charges you pay are used to pay the running costs of the Fund, including the marketing and distribution costs. These charges reduce the potential growth of the investment.

One-off charges taken before or after you invest

Entry charge	0.00%
Exit charge	0.00%

This is the maximum that might be taken out of your money before it is invested or before the proceeds of your investment are paid out.

Charges taken from the Fund over a year

Ongoing charge	0.08%
----------------	-------

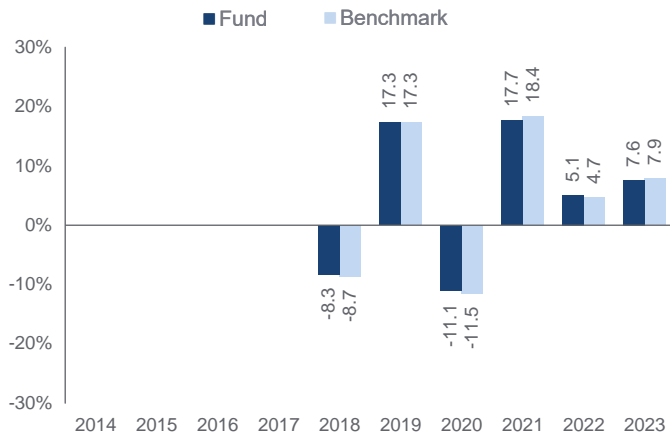
Charges taken from the Fund under certain specific conditions

Performance fee	None
-----------------	------

- The entry and exit charges shown are the maximum that may be charged. In some cases you may pay less. You can obtain the actual charges from your financial adviser.
- A conversion charge may be payable.
- The ongoing charges figure is based on last year's expenses for the year ending 15/11/2023. Charges may vary from year to year.

Further information on Charges can be found in the "Fees and Expenses" section of the Fund's Prospectus.

Past Performance



- Past performance is not a guide to future performance; the value of your investment and any income from it can go down as well as up.
- Performance returns are based on the net asset value with distributable income reinvested. Past performance takes account of all ongoing charges but not entry, exit or conversion charges.
- The past performance of this share class is calculated in GBP.
- The performance of the Fund is shown against the performance of the FTSE 100 Index.
- The Fund was launched on 30 September 1994.

Practical Information

Depository

State Street Trustees Limited.

Further information

Further information about the OEIC including the latest Prospectus, latest published prices of shares, annual report and half yearly report may be obtained free of charge, in English, from the Administrator, HSBC Global Asset Management (UK) Limited, Sunderland SR43 4BF or by visiting www.assetmanagement.hsbc.com. The most recent Prospectus is available in English. This document describes a single share class of the OEIC. The Prospectus, annual and half yearly reports are prepared for the entire OEIC.

Share classes

Other share classes are available, as detailed in the Prospectus. It is possible to convert your shares into a different share class or switch your shares into a different Fund within the OEIC. Details of how to do this are in the Prospectus (please note an initial charge may apply).

Remuneration Policy

The Remuneration Policy of the Authorised Corporate Director, which describes the remuneration practices and governance arrangements for UCITS and AIFMD Authorised entities, is available at www.assetmanagement.hsbc.com (please select "About Us" then "Our Governance" then "Remuneration Practices and Governance Arrangements for UCITS and AIFMD Authorised Entities") or on request free of charge from the Administrator.

Tax

UK tax legislation may have an impact on your personal position.

Management Company

HSBC Global Asset Management (UK) Limited, the Authorised Corporate Director, may be held liable solely on the basis of any statement contained in this document that is misleading, inaccurate or inconsistent with the relevant parts of the Prospectus for the OEIC.

Segregated liability

The OEIC is an umbrella investment company with segregated liability between Funds. This means that the holdings of one Fund are kept separate from the holdings of the other Funds and your investment in the Fund cannot be used to pay the liabilities of any other Fund.

The Fund is authorised in the United Kingdom and regulated by the Financial Conduct Authority. HSBC Global Asset Management (UK) Limited is authorised in the United Kingdom and regulated by the Financial Conduct Authority.

This key investor information is accurate as at 09 February 2024.



Invesco

Key Investor Information

This document provides you with key investor information about this Fund. It is not marketing material. The information is required by law to help you understand the nature and the risks of investing in this Fund. You are advised to read it so you can make an informed decision about whether to invest.

Invesco European Equity Fund (UK) (the "Fund")

A fund of Invesco European Investment Series (the "Company")

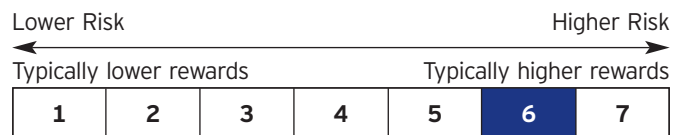
D Accumulation share class (ISIN: GB00BKLJQD01) (the "Share Class")

The Fund is managed by Invesco Fund Managers Limited, part of the Invesco Group.

Objectives and Investment Policy

- The objective of the Fund is to achieve long-term (5 years plus) capital growth.
- The Fund invests at least 80% of its assets in shares of companies incorporated, domiciled or carrying out the main part of their economic activity in Europe, excluding the UK.
- The Fund may use derivatives (complex instruments) to manage the Fund more efficiently, with the aim of reducing risk, reducing costs and/or generating additional capital or income.
- The Fund has an active investment approach based on stock selection driven by the fund manager's assessment of valuation. The Fund is not constrained by a benchmark and has a flexible approach with no inbuilt bias to country or sector, with a preference for large sized companies as determined by their market capitalisation (total market value of a company's outstanding shares).
- The reference to (UK) in the Fund's name only relates to the Fund's domicile and is unrelated to the Fund's objective and investment policy.
- You can buy, sell and switch shares in the Fund on any Dealing Day (as defined in the Prospectus).
- Any income from your investment will be reinvested.
- Recommendation: The Fund may not be appropriate if you plan to withdraw your money within 5 years.

Risk and Reward Profile



- The Share Class is in risk category 6 due to the rises and falls of its price or simulated data in the past.
- As the Share Class' risk category has been calculated using historical data, it may not be a reliable indication of the Share Class' future risk profile.
- The risk category may change in the future and is not guaranteed.
- The lowest category does not mean a risk free investment.

Other Risks

- The value of investments and any income will fluctuate (this may partly be the result of exchange rate fluctuations) and you may not get back the full amount invested. Over time, inflation may erode the value of investments.
- The Fund may use derivatives (complex instruments) in an attempt to reduce the overall risk of its investments, reduce the costs of investing and/or generate additional capital or income, although this may not be achieved. The use of such complex instruments may result in greater fluctuations of the value of the Fund. The Manager, however, will ensure that the use of derivatives within the Fund does not materially alter the overall risk profile of the Fund.
- The Fund's performance may be adversely affected by variations in the relative strength of world currencies or if Sterling strengthens against those currencies.
- A more detailed description of risk factors that apply to this Fund is set out in Section 29 of the Prospectus.

Charges

The charges you pay are used to pay the costs of running the Fund, including the costs of marketing and distributing it. These charges reduce the potential growth of your investment.

One-off charges taken before or after you invest	
Entry charge	None
Exit charge	None
Any charges shown above are the maximum that might be taken out of your money before it is invested.	
Charges taken from the Share Class over a year	
Ongoing charge	0.70%
Charges taken from the Share Class under certain specific conditions	
Performance fee	None

- The ongoing charge figure reflects the fund management fee, a fixed fee. The figure excludes indirect ongoing costs and portfolio transaction costs.
- For a full breakdown of the fund's charges please see the Costs and Charges document on our website: www.invesco.com/uk/icvc-charges

Past Performance

As this Share Class has been in existence for less than one calendar year, there is insufficient data to provide a useful indication of past performance.

- Fund launch date: 18 January 1986.
- Share Class launch date: 24 October 2019.
- The base currency of the Fund is Sterling.
- Performance figures are calculated in Sterling.
- Performance figures are calculated inclusive of reinvested income and net of the ongoing charge and portfolio transaction costs.
- Past performance is not a guide to future returns.

Practical Information

- Depositary: Citibank UK Limited
- The UK tax regime may have an impact on your personal tax position.
- Invesco Fund Managers Limited may be held liable solely on the basis of any statement contained in this document that is misleading, inaccurate or inconsistent with the relevant parts of the Prospectus.
- The Company is structured by having different funds. The assets and liabilities of each fund are segregated by UK Law. As a consequence the assets of the Fund will not be available to meet the liabilities of another fund within the Company.
- You are entitled to switch from this Fund to another fund within the Invesco ICVC fund range on request.
- More share classes are available for this Fund. You can find more information on our website.
- You can check the latest price for this Share Class on our website.
- Information on our remuneration policy is available on our website and can be obtained, free of charge, upon request.
- Further details can be found in the Prospectus and the Annual and Interim Reports, which can be obtained in English, free of charge, from www.invesco.com/UK or by calling us on 0800 085 8677.

This Fund is authorised in the United Kingdom and regulated by the Financial Conduct Authority.
Invesco Fund Managers Limited is authorised in the United Kingdom and regulated by the Financial Conduct Authority.
This Key Investor Information is accurate as at 20 February 2024.

KEY INVESTOR INFORMATION

This document provides you with key investor information about this Fund. It is not marketing material. The information is required by law to help you understand the nature and risks of investing in this Fund. You are advised to read it so you can make an informed decision about whether to invest.

iShares ESG Overseas Corporate Bond Index Fund (UK)

A sub-fund of BlackRock Collective Investment Funds

Class D Accumulating GBP

ISIN: GB00B58YKH53

Manager: BlackRock Fund Managers Limited

Objectives and Investment Policy

- ▶ The Fund aims to provide a return on your investment (generated through an increase in the value of the assets held by the Fund and/or income received from those assets), by tracking closely the performance of the ICE ESG Global Corporate Ex GBP Index (the Fund's benchmark index).
- ▶ The Fund is passively managed and the Investment Manager (IM) has limited discretion to select the Fund's investments and in doing so may take into consideration the benchmark index. The Fund invests in fixed income securities (such as bonds) that make up the benchmark index and, at the time of purchase, comply with the credit rating requirements of the benchmark index.
- ▶ The Fund's benchmark index measures the performance of fixed income securities issued by companies in global markets excluding issues denominated in Pounds Sterling. The Fund's benchmark index also seeks to exclude issuers based on the index provider's environmental, social and governance (ESG) ratings and exclusionary criteria. The index provider seeks to limit and/or exclude from the benchmark index corporate issuers which are determined by the index provider (often by reference to specific revenue thresholds or to any connection to an activity regardless of any revenue received) as having exposure to, or other ties with, certain activities including: controversial weapons, tobacco, nuclear weapons, civilian firearms, thermal coal, oil sands, fossil fuel reserves, oil and gas equipment and services, oil and gas extraction and production. Issuers that are classified by the index provider as violating United Nations Global Compact principles (which are widely accepted corporate sustainability principles that meet fundamental responsibilities in areas such as anti-corruption, human rights, labour and environmental) are also excluded from the benchmark index. The benchmark index excludes companies which score below a certain Sustainalytics ESG Rating which are identified by the index provider as being involved in controversies that have a negative ESG impact on their operations and/or products and services based on a Sustainalytics ESG controversy score.
- ▶ The fixed income securities in the Fund's benchmark index will pay income according to a fixed rate of interest and will be investment grade (i.e. meet a specified level of credit worthiness) at the time of inclusion in the benchmark index.
- ▶ The Fund uses techniques to achieve a similar return to its benchmark index. These techniques may include the strategic selection of certain securities that make up the benchmark index or other fixed income securities which provide similar performance to certain constituent securities. They may also include the use of derivatives (i.e. investments the prices of which based on one or more underlying assets).
- ▶ The Fund may also engage in short term secured lending of its investments to certain eligible third parties. This is used as a means of generating additional income and to off-set the costs of the Fund.
- ▶ Recommendation: This Fund may not be appropriate for short-term investment.
- ▶ Your units will be accumulating units (i.e. dividend income will be included in their value).
- ▶ Your units will be denominated in Sterling, the Fund's base currency.
- ▶ You can buy and sell your units daily. The minimum initial investment for this unit class is £100,000.

For more information on the Fund, share/unit classes, risks and charges, please see the Fund's prospectus, available on the product pages at www.blackrock.com

Risk and Reward Profile



- ▶ This indicator is based on historical data and may not be a reliable indication of the future risk profile of the Fund.
- ▶ The risk category shown is not guaranteed and may change over time.
- ▶ The lowest category does not mean risk free.
- ▶ The Fund is rated four due to the nature of its investments which include the risks listed below. These factors may impact the value of the Fund's investments or expose the Fund to losses.
 - Credit risk, changes to interest rates and/or issuer defaults will have a significant impact on the performance of fixed income securities. Potential or actual credit rating downgrades may increase the level of risk.

- The benchmark index only excludes companies engaging in certain activities inconsistent with ESG criteria if such activities exceed the thresholds determined by the index provider. Investors should therefore make a personal ethical assessment of the benchmark index's ESG screening prior to investing in the Fund. Such ESG screening may adversely affect the value of the Fund's investments compared to a fund without such screening.
- ▶ Particular risks not adequately captured by the risk indicator include:
 - Counterparty Risk: The insolvency of any institutions providing services such as safekeeping of assets or acting as counterparty to derivatives or other instruments, may expose the Fund to financial loss.
 - Credit Risk: The issuer of a financial asset held within the Fund may not pay income or repay capital to the Fund when due. If a financial institution is unable to meet its financial obligations, its financial assets may be subject to a write down in value or converted (i.e. "bail-in") by relevant authorities to rescue the institution.
 - Liquidity Risk: Lower liquidity means there are insufficient buyers or sellers to allow the Fund to sell or buy investments readily.

Charges

The charges are used to pay the costs of running the Fund, including the costs of marketing and distributing it. These charges reduce the potential growth of your investment.

The entry and exit charges shown are maximum figures. In some cases you might pay less. Please refer to your financial advisor or the distributor for the actual entry and exit charges.

*Subject to a charge of up to 2% paid into the Fund where the Manager suspects excessive trading by an investor.

The ongoing charges figure is based on expenses for the twelve month period ending 31 December 2023. This figure may vary from year to year. It excludes portfolio trade-related costs, except costs paid to the custodian and any entry/exit charge paid to an underlying collective investment scheme (if any).

** To the extent the Fund undertakes securities lending to reduce costs, the Fund will receive 62.5% of the associated revenue generated and the remaining 37.5% will be received by BlackRock as the securities lending agent. As securities lending revenue sharing does not increase the costs of running the Fund, this has been excluded from the ongoing charges.

One-off charges taken before or after you invest	
Entry Charge	None
Exit Charge	None*

This is the maximum that might be taken out of your money before it is invested or before proceeds of your investments are paid out.

Charges taken from the Fund over each year	
Ongoing Charges	0.11%**
Charges taken from the Fund under certain conditions	
Performance Fee	None

Past Performance

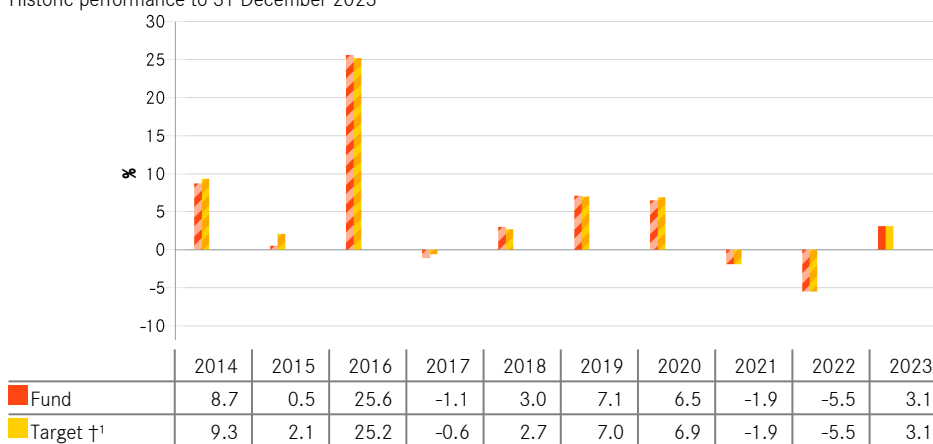
Past performance is not a guide to future performance.

The chart shows the Fund's annual performance in GBP for each full calendar year over the period displayed in the chart. It is expressed as a percentage change of the Fund's net asset value at each year-end. The Fund was launched in 2011. The unit class was launched in 2012.

Performance is shown after deduction of ongoing charges. Any entry/exit charges are excluded from the calculation.

† ICE ESG Global Corporate Ex GBP Index (GBP) (GBP)

Historic performance to 31 December 2023



During this period performance was achieved under circumstances that no longer apply.

*Prior to 05 July 2022, the Fund used a different benchmark which is reflected in the benchmark data.

Practical Information

- ▶ The trustee and depositary of the Fund is The Bank of New York Mellon (International) Limited, which also acts as custodian.
- ▶ Further information about the Fund can be obtained from the latest annual report and half-yearly reports of the BlackRock Collective Investment Funds (BCIF). These documents are available free of charge in English. These can be found, along with other information, such as unit prices, on the BlackRock website at www.blackrock.com, on the iShares website at www.ishares.com or by calling Investor Services on 0800 44 55 22.
- ▶ Investors should note that the tax legislation that applies to the Fund may have an impact on the personal tax position of your investment in the Fund.
- ▶ The Fund is a sub-fund of BCIF, an umbrella structure comprising different sub-funds. This document is specific to the Fund and unit class stated at the beginning of this document. However, the prospectus, annual and half-yearly reports are prepared for the umbrella.
- ▶ BlackRock Fund Managers Limited may be held liable solely on the basis of any statement contained in this document that is misleading, inaccurate or inconsistent with the relevant parts of the Fund's prospectus.
- ▶ The assets of the Fund are held on trust for its unitholders under English trust law which means that its assets cannot be used to discharge the liabilities of other sub-funds within BCIF. In addition, the Fund's assets are held separately from the assets of other sub-funds.
- ▶ Investors may switch their units in the Fund for units in another sub-fund within BCIF, subject to meeting certain conditions as set out in the prospectus.
- ▶ The Remuneration Policy of the Management Company, which describes how remuneration and benefits are determined and awarded, and the associated governance arrangements, is available at www.blackrock.com/Remunerationpolicy or on request from the registered office of the Management Company.

KEY INVESTOR INFORMATION

This document provides you with key investor information about this Fund. It is not marketing material. The information is required by law to help you understand the nature and risks of investing in this Fund. You are advised to read it so you can make an informed decision about whether to invest.

**iShares Pacific ex Japan Equity Index Fund
(UK)**

A sub-fund of BlackRock Collective Investment Funds

Class D Accumulating GBP

ISIN: GB00B849FB47


Manager: BlackRock Fund Managers Limited

Objectives and Investment Policy

- ▶ The Fund aims to provide a return on your investment (generated through an increase in the value of the assets held by the Fund) by tracking closely the performance of the FTSE World Asia-Pacific ex-Japan Index, the Fund's benchmark index.
- ▶ The Fund invests in equity securities (e.g. shares) of companies that make up the benchmark index.
- ▶ The benchmark index measures the performance of equity securities of leading companies listed in the Asia Pacific region excluding Japan. The benchmark index is a free float-adjusted market capitalisation weighted index. Free float-adjusted means that only shares readily available in the market rather than all of a company's issued shares are used in calculating the benchmark index. Free float-adjusted market capitalisation is the share price of a company multiplied by the number of shares readily available in the market.
- ▶ The Fund is passively managed and the investment manager has limited discretion to select the Fund's investments and in doing so will take into consideration the benchmark index.
- ▶ The Fund intends to replicate the benchmark index by holding the equity securities, which make up the benchmark index, in similar proportions to the benchmark index.
- ▶ The Fund may also engage in short term secured lending of its investments to certain eligible third parties. This is used as a means of generating additional income and to off-set the costs of the Fund.
- ▶ Recommendation: This Fund may not be appropriate for short-term investment.
- ▶ Your units will be accumulating units (i.e. dividend income will be included in their value).
- ▶ Your units will be denominated in Sterling, the Fund's base currency.
- ▶ You can buy and sell your units daily. The minimum initial investment for this unit class is £100,000.

For more information on the Fund, share/unit classes, risks and charges, please see the Fund's prospectus, available on the product pages at www.blackrock.com

Risk and Reward Profile



- ▶ This indicator is based on historical data and may not be a reliable indication of the future risk profile of the Fund.
- ▶ The risk category shown is not guaranteed and may change over time.
- ▶ The lowest category does not mean risk free.
- ▶ The Fund is rated five due to the nature of its investments which include the risks listed below. These factors may impact the value of the Fund's investments or expose the Fund to losses.

- Emerging markets are generally more sensitive to economic and political conditions than developed markets. Other factors include greater 'Liquidity Risk', restrictions on investment or transfer of assets, failed/delayed delivery of securities or payments to the Fund and sustainability-related risks.
- Currency Risk: The Fund invests in other currencies. Changes in exchange rates will therefore affect the value of the investment.
- The value of equities and equity-related securities can be affected by daily stock market movements. Other influential factors include political, economic news, company earnings and significant corporate events.
- ▶ Particular risks not adequately captured by the risk indicator include:
 - Counterparty Risk: The insolvency of any institutions providing services such as safekeeping of assets or acting as counterparty to derivatives or other instruments, may expose the Fund to financial loss.
 - Liquidity Risk: Lower liquidity means there are insufficient buyers or sellers to allow the Fund to sell or buy investments readily.

Charges

The charges are used to pay the costs of running the Fund, including the costs of marketing and distributing it. These charges reduce the potential growth of your investment.

The entry and exit charges shown are maximum figures. In some cases you might pay less. Please refer to your financial advisor or the distributor for the actual entry and exit charges.

*Subject to a charge of up to 2% paid into the Fund where the Manager suspects excessive trading by an investor.

The ongoing charges figure is based on expenses for the twelve month period ending 31 December 2023. This figure may vary from year to year. It excludes portfolio trade-related costs, except costs paid to the custodian and any entry/exit charge paid to an underlying collective investment scheme (if any).

** To the extent the Fund undertakes securities lending to reduce costs, the Fund will receive 62.5% of the associated revenue generated and the remaining 37.5% will be received by BlackRock as the securities lending agent. As securities lending revenue sharing does not increase the costs of running the Fund, this has been excluded from the ongoing charges.

One-off charges taken before or after you invest	
Entry Charge	None
Exit Charge	None*

This is the maximum that might be taken out of your money before it is invested or before proceeds of your investments are paid out.

Charges taken from the Fund over each year	
Ongoing Charges	0.11%**
Charges taken from the Fund under certain conditions	
Performance Fee	None

Past Performance

Past performance is not a guide to future performance.

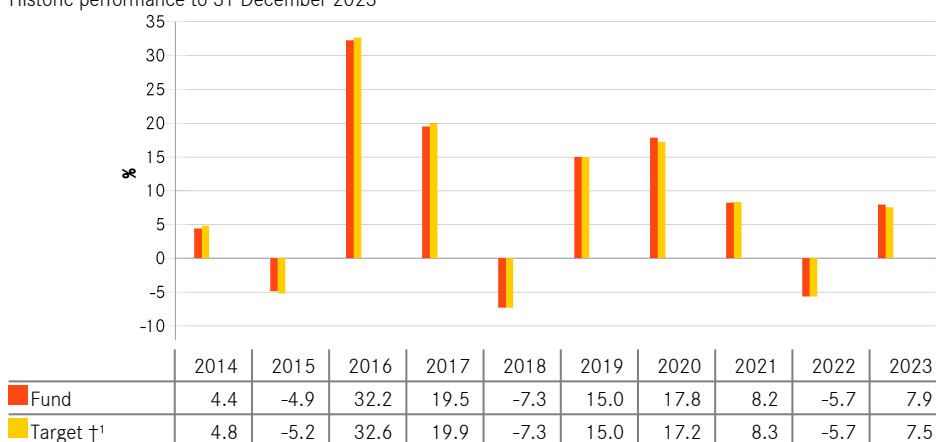
The chart shows the Fund's annual performance in GBP for each full calendar year over the period displayed in the chart. It is expressed as a percentage change of the Fund's net asset value at each year-end. The Fund was launched in 2005. The unit class was launched in 2012.

Performance is shown after deduction of ongoing charges. Any entry/exit charges are excluded from the calculation.

†1 FTSE World Asia Pacific ex Japan Index (GBP)

As of 31 December 2014, the Benchmark Index converted from a close of business valuation to a midday valuation. Historic performance of the Benchmark has been simulated by the Benchmark provider and such data is used for the purposes of demonstrating historic performance in the "Past Performance" table from 31 July 2009 or from the launch of the share class if later.

Historic performance to 31 December 2023



Practical Information

- ▶ The trustee and depositary of the Fund is The Bank of New York Mellon (International) Limited, which also acts as custodian.
- ▶ Further information about the Fund can be obtained from the latest annual report and half-yearly reports of the BlackRock Collective Investment Funds (BCIF). These documents are available free of charge in English. These can be found, along with other information, such as unit prices, on the BlackRock website at www.blackrock.com, on the iShares website at www.ishares.com or by calling Investor Services on 0800 44 55 22.
- ▶ Investors should note that the tax legislation that applies to the Fund may have an impact on the personal tax position of your investment in the Fund.
- ▶ The Fund is a sub-fund of BCIF, an umbrella structure comprising different sub-funds. This document is specific to the Fund and unit class stated at the beginning of this document. However, the prospectus, annual and half-yearly reports are prepared for the umbrella.
- ▶ BlackRock Fund Managers Limited may be held liable solely on the basis of any statement contained in this document that is misleading, inaccurate or inconsistent with the relevant parts of the Fund's prospectus.
- ▶ The assets of the Fund are held on trust for its unitholders under English trust law which means that its assets cannot be used to discharge the liabilities of other sub-funds within BCIF. In addition, the Fund's assets are held separately from the assets of other sub-funds.
- ▶ Investors may switch their units in the Fund for units in another sub-fund within BCIF, subject to meeting certain conditions as set out in the prospectus.
- ▶ The Remuneration Policy of the Management Company, which describes how remuneration and benefits are determined and awarded, and the associated governance arrangements, is available at www.blackrock.com/Remunerationpolicy or on request from the registered office of the Management Company.

Key Investor Information

This document provides you with key investor information about this Fund. It is not marketing material. The information is required by law to help you understand the nature and the risks of investing in this Fund. You are advised to read it so you can make an informed decision about whether to invest.



Jupiter European Fund I-Class

I-Class Accumulation Units, ISIN: GB00B5STJW84

The Manager is Jupiter Unit Trust Managers Limited.

Objectives and investment policy

Objective

To provide a return, net of fees, higher than that provided by the FTSE World Europe ex-UK Index over the long term (at least five years).

Policy

At least 70% of the Fund is invested in shares of companies based in Europe (excluding the UK).

Up to 30% of the Fund may be invested in other transferable securities (including shares of companies based anywhere in the world), open-ended funds (including funds managed by Jupiter and its associates), cash, near cash, money market instruments and deposits.

The Fund may use derivatives (i.e. financial contracts whose value is linked to the expected price movements of an underlying investment) with the aim of reducing the overall costs and/or risks of the Fund.

Strategy

The fund manager seeks to identify world-class companies based in Europe, with a unique product or service which gives them strong growth prospects. The fact that these businesses are successful on the global stage means they are less likely to be affected by domestic issues. The Fund will tend to invest in a carefully selected number of companies where the manager has the highest conviction.

Benchmarks

Target benchmark - FTSE World Europe ex- UK Index

The FTSE World Europe ex- UK Index is an industry standard index and is one of the leading representations of Europe ex-UK stock markets. It is easily accessible and provides a fair reflection of the Fund Manager's investment universe and a good relative measure to assess performance outcomes.

Comparator benchmark - IA Europe Excluding UK Sector

Many funds sold in the UK are grouped into sectors by the Investment Association

(the trade body that represents UK investment managers), to help investors to compare funds with broadly similar characteristics. This Fund is classified in the IA Europe Excluding UK Sector.

Active Management

The Fund is actively managed. This means the fund manager is taking investment decisions with the intention of achieving the Fund's investment objective; this may include decisions regarding asset selection, regional allocation, sector views and overall level of exposure to the market. The fund manager is not in any way constrained by the benchmark in their portfolio positioning, and will not hold all, or indeed may not hold any, of the benchmark constituents.

Any income arising in relation to this unit class will be accumulated (i.e. automatically reinvested and reflected in the price of the shares).

Investors are able to buy and sell units during any business day between 9am and 5.30pm. If you tell us to buy or sell units before 12pm on any business day we will make the transaction on the same day. If you tell us to buy or sell units after 12pm we will make the transaction on the following business day.

Recommendation

This fund may not be suitable for investors who plan to withdraw their capital within 5 years.

Risk and reward profile

The Risk and Reward Indicator table demonstrates where the Fund ranks in terms of its potential risk and reward. The higher the rank the greater the potential reward but the greater the risk of losing money. It is based on past data, may change over time and may not be a reliable indication of the future risk profile of the Fund. The shaded area in the table below shows the Fund's ranking on the Risk and Reward Indicator.

Typically lower rewards, lower risk

Typically higher rewards, higher risk



- The lowest category does not mean 'no risk'.
- The Fund is in this category due to the nature of its investments and previous levels of volatility (how much the value of the Fund rises and falls).
- **Currency (FX) Risk** - The Fund can be exposed to different currencies and movements in foreign exchange rates can cause the value of investments to fall as well as rise.
- **Pricing Risk** - Price movements in financial assets mean the value of assets can fall as well as rise, with this risk typically amplified in more volatile market conditions.
- **Market Concentration Risk (Geographical Region/Country)** - Investing in a particular country or geographic region can cause the value of this investment to rise or fall more relative to investments whose focus is spread more globally in nature.
- **Derivative risk** - the Fund may use derivatives to reduce costs and/or the overall risk of the Fund (this is also known as Efficient Portfolio Management or "EPM"). Derivatives involve a level of risk, however, for EPM they should not increase the overall riskiness of the Fund.
- **Liquidity Risk (general)** - During difficult market conditions there may not be enough investors to buy and sell certain investments. This may have an impact on the value of the Fund.

- **Counterparty Risk** - the risk of losses due to the default of a counterparty e.g. on a derivatives contract or a custodian that is safeguarding the Fund's assets.
- For a more detailed explanation of risk factors, please refer to the "Risk Factors" section of the Scheme Particulars.

Charges

One-off charges taken before or after you invest

Entry charge	0.00%
Exit charge	0.00%

This is the maximum that might be taken out of your money before it is invested and before the proceeds of your investment are paid out. In some cases, you might pay less and you can find out the actual entry and exit charges from your financial adviser or distributor.

Charges taken from the Fund over a year

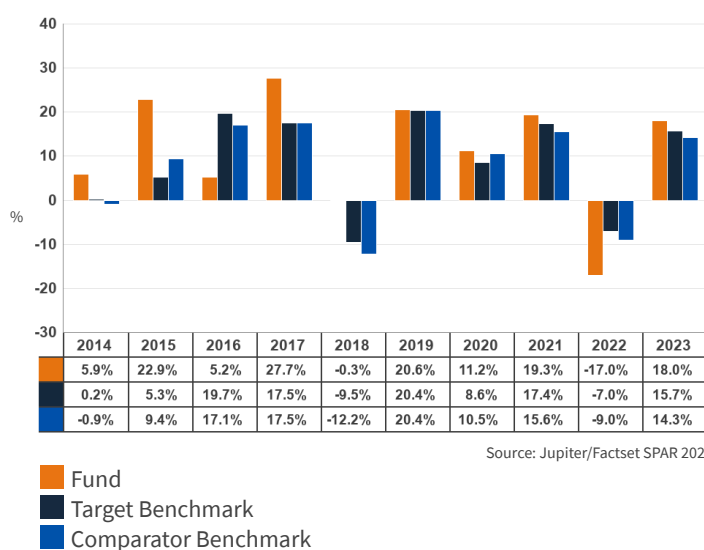
Ongoing charges	0.99%
-----------------	-------

Charges taken from the Fund under specific conditions

Performance fee	NONE
-----------------	------

- The charges you pay are used to pay the costs of running the Fund, including the costs of marketing and distributing it. These charges reduce the potential growth of your investment.
- The ongoing charges figure is based on the fixed annual charge as detailed in the Scheme Particulars. With effect from 23/02/24 the fixed annual charge may be subject to a discount based on the value of the Fund's scheme property. The current discount rate, if applicable, can be found at www.jupiteram.com/tiered-pricing. Where the Fund invests in other underlying funds, which may include closed-ended funds such as investment trusts, the ongoing charges figure will include the ongoing charges for those funds, and will therefore vary from year to year. The ongoing charges figure excludes portfolio transaction costs, except in the case of an entry/exit charge paid by the Fund when buying or selling shares in another collective investment undertaking.
- Further information about charges is available in sections 18 and 19 of the Scheme Particulars which are available from Jupiter on request.

Past performance



- Past performance is not a guide to future performance.
- Fund launch date: 03/08/1987
- Share/unit class launch date: 19/09/2011
- Performance is calculated in GBP.
- The past performance shown in the chart includes all charges except any entry and exit charges.
- Target Benchmark - FTSE World Europe ex-UK
- Comparator Benchmark - IA Europe Excluding UK

Practical information

- The Trustee and Depositary of the Fund is Northern Trust Investor Services Limited ("NTISL"). NTISL has delegated custody services to The Northern Trust Company, London Branch.
- Further information can be found by requesting the Scheme Particulars or annual and half-yearly report and accounts which are available from Jupiter on request by contacting our Customer Services Team on 0800 561 4000. These documents are available in English and are free of charge.
- Jupiter operates a Group-wide remuneration policy, overseen by an independent Remuneration Committee. Details of this policy, including an overview of remuneration elements and associated governance processes, are set out on our website <https://www.jupiteram.com/remuneration-policy/>. A paper copy of these Remuneration Disclosures is available free of charge, upon request.
- Unit prices can be found by visiting the Jupiter website, www.jupiteram.com.
- Tax law may have an impact on your own tax position. We advise you to take tax advice where necessary.
- Jupiter Unit Trust Managers Limited may be held liable solely on the basis of any statement contained in this document that is misleading, inaccurate or inconsistent with the relevant parts of the Scheme Particulars of the Fund.
- Other unit classes are available. Further information is available from Jupiter on request.

Key Investor Information

This document provides you with key investor information about this Fund. It is not marketing material. The information is required by law to help you understand the nature and the risks of investing in this Fund. You are advised to read it so you can make an informed decision about whether to invest.



Jupiter Strategic Bond Fund L-Class

L-Class Accumulation Units, ISIN: GB00B2RBCS16

The Manager is Jupiter Unit Trust Managers Limited.

Objectives and investment policy

Objective

The Fund objective is to provide income with the prospect of capital growth to provide a return, net of fees, over the long term (at least five years).

Policy

At least 70% of the Fund is invested in global fixed interest securities including sub-investment grade (also known as high yield) bonds, investment grade bonds, government bonds, preference shares, convertible bonds and other bonds denominated in sterling or hedged back to sterling.

Up to 30% of the Fund may be invested in other transferable securities, open-ended funds (including funds managed by Jupiter and its associates), cash, near cash, money market instruments and deposits.

The Fund uses derivatives (i.e. financial contracts whose value is linked to the expected price movements of an underlying investment), with the aim of generating returns (i.e. for investment purposes) and/or reducing the overall costs and risks of the Fund.

Strategy

The fund manager seeks to achieve the fund objective, by striving to explore the full breadth of the global Fixed Income universe and to maintain a balance between macroeconomic and company-level risk.

The portfolio construction process starts with a macroeconomic analysis which determines the willingness to take credit or duration risk, the broad asset allocation of the strategy as well as the geographic areas of focus. The team of credit analysts screens the global credit universe within Developed and Emerging markets to find credits that offer an attractive forward-looking return considering the risk assessment.

The fund manager seeks to maintain a diverse portfolio of investments.

Benchmarks

Comparator benchmark - IA £ Strategic Bond Sector

Many funds sold in the UK are grouped into sectors by the Investment Association (the trade body that represents UK investment managers), to help investors to compare funds with broadly similar characteristics. This Fund is classified in the IA £ Strategic Bond Sector.

Active Management

The Fund is actively managed. This means the fund manager is taking investment decisions with the intention of achieving the Fund's investment objective; this may include decisions regarding asset selection, regional allocation, sector views and overall level of exposure to the market.

Any income arising in relation to this unit class will be accumulated (i.e. automatically reinvested and reflected in the price of the shares).

Investors are able to buy and sell units during any business day between 9am and 5.30pm. If you tell us to buy or sell units before 12pm on any business day we will make the transaction on the same day. If you tell us to buy or sell units after 12pm we will make the transaction on the following business day.

Recommendation

This fund may not be suitable for investors who plan to withdraw their capital within 5 years.

Risk and reward profile

The Risk and Reward Indicator table demonstrates where the Fund ranks in terms of its potential risk and reward. The higher the rank the greater the potential reward but the greater the risk of losing money. It is based on past data, may change over time and may not be a reliable indication of the future risk profile of the Fund. The shaded area in the table below shows the Fund's ranking on the Risk and Reward Indicator.

Typically lower rewards,
lower risk

Typically higher rewards,
higher risk



- The lowest category does not mean 'no risk'.
- The Fund is in this category due to the nature of its investments and previous levels of volatility (how much the value of the Fund rises and falls).
- **Interest Rate Risk** - The Fund can invest in assets whose value is sensitive to changes in interest rates (for example bonds) meaning that the value of these investments may fluctuate significantly with movement in interest rates.e.g. the value of a bond tends to decrease when interest rates rise.
- **Pricing Risk** - Price movements in financial assets mean the value of assets can fall as well as rise, with this risk typically amplified in more volatile market conditions.
- **Contingent convertible bonds** - The Fund may invest in contingent convertible bonds. These instruments may experience material losses based on certain trigger events. Specifically these triggers may result in a partial or total loss of value, or the investments may be converted into equity, both of which are likely to entail significant losses.
- **Credit Risk** - The issuer of a bond or a similar investment within the Fund may not pay income or repay capital to the Fund when due.
- **Derivative risk** - the Fund may use derivatives to generate returns and/or to reduce costs and the overall risk of the Fund. Using derivatives can involve a higher level of risk. A small movement in the price of an underlying investment may result in a disproportionately large movement in the price of the derivative investment.

- **Counterparty Risk** - the risk of losses due to the default of a counterparty e.g. on a derivatives contract or a custodian that is safeguarding the Fund's assets.
- **Sub investment grade bonds** - The Fund may invest a significant portion of its assets in securities which are those rated below investment grade by a credit rating agency. They are considered to have a greater risk of loss of capital or failing to meet their income payment obligations than higher rated investment grade bonds.
- For a more detailed explanation of risk factors, please refer to the "Risk Factors" section of the Scheme Particulars.

Charges

One-off charges taken before or after you invest

Entry charge	0.00%
Exit charge	0.00%

This is the maximum that might be taken out of your money before it is invested and before the proceeds of your investment are paid out. In some cases, you might pay less and you can find out the actual entry and exit charges from your financial adviser or distributor.

Charges taken from the Fund over a year

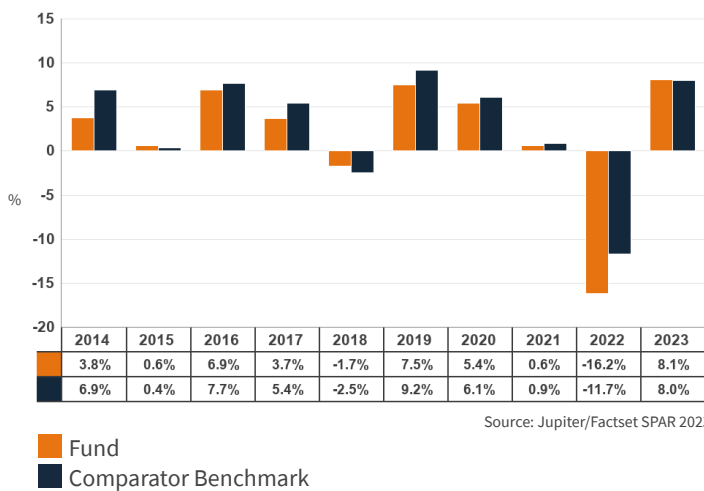
Ongoing charges	1.49%
-----------------	-------

Charges taken from the Fund under specific conditions

Performance fee	NONE
-----------------	------

- The charges you pay are used to pay the costs of running the Fund, including the costs of marketing and distributing it. These charges reduce the potential growth of your investment.
- The ongoing charges figure is based on the fixed annual charge as detailed in the Scheme Particulars. With effect from 23/02/24 the fixed annual charge may be subject to a discount based on the value of the Fund's scheme property. The current discount rate, if applicable, can be found at www.jupiteram.com/tiered-pricing. Where the Fund invests in other underlying funds, which may include closed-ended funds such as investment trusts, the ongoing charges figure will include the ongoing charges for those funds, and will therefore vary from year to year. The ongoing charges figure excludes portfolio transaction costs, except in the case of an entry/exit charge paid by the Fund when buying or selling shares in another collective investment undertaking.
- Further information about charges is available in sections 18 and 19 of the Scheme Particulars which are available from Jupiter on request.

Past performance



- Past performance is not a guide to future performance.
- Fund launch date: 02/06/2008
- Share/unit class launch date: 02/06/2008
- Performance is calculated in GBP.
- On 15/05/2023 the Funds Objective, Policy and Target Benchmark changed. From that date the Target Benchmark of the IA £ Strategic Bond Sector average was removed and the Fund no longer has a Target Benchmark. The IA £ Strategic Bond Sector average has been retained as a Comparator Benchmark for performance comparison purposes only.
- The past performance shown in the chart includes all charges except any entry and exit charges.
- Comparator Benchmark - IA £ Strategic Bond

Practical information

- The Trustee and Depositary of the Fund is Northern Trust Investor Services Limited ("NTISL"). NTISL has delegated custody services to The Northern Trust Company, London Branch.
- Further information can be found by requesting the Scheme Particulars or annual and half-yearly report and accounts which are available from Jupiter on request by contacting our Customer Services Team on 0800 561 4000. These documents are available in English and are free of charge.
- Jupiter operates a Group-wide remuneration policy, overseen by an independent Remuneration Committee. Details of this policy, including an overview of remuneration elements and associated governance processes, are set out on our website <https://www.jupiteram.com/remuneration-policy/>. A paper copy of these Remuneration Disclosures is available free of charge, upon request.
- Unit prices can be found by visiting the Jupiter website, www.jupiteram.com.
- Tax law may have an impact on your own tax position. We advise you to take tax advice where necessary.
- Jupiter Unit Trust Managers Limited may be held liable solely on the basis of any statement contained in this document that is misleading, inaccurate or inconsistent with the relevant parts of the Scheme Particulars of the Fund.
- Other unit classes are available. Further information is available from Jupiter on request.

Key Investor Information

This document provides you with key investor information about this fund. It is not marketing material. The information is required by law to help you understand the nature and the risks of investing in this fund. You are advised to read it so you can make an informed decision about whether to invest.

Legal & General All Stocks Gilt Index Trust Unit Class I GBP Accumulation - ISIN: GB00B8344798

The authorised fund manager of the Fund is Legal & General (Unit Trust Managers) Limited (the "Manager").

OBJECTIVES AND INVESTMENT POLICY

- The objective of the Fund is to track the performance of the FTSE Actuaries UK Conventional Gilts All Stocks Index, the "Benchmark Index" before fees and expenses are applied. Fund performance may differ from the Benchmark Index due to the deduction of fees and expenses and the impact of any tracking error factors.
 - The Benchmark Index comprises government or other public bonds (a type of loan that pays interest) issued by the government of the United Kingdom (known as gilts) in accordance with the index provider's methodology.
 - The gilts that the Fund invests in will be investment grade bonds (rated as lower risk). Investment grade bonds are bonds that have achieved a higher credit rating from a rating agency. Credit ratings give an indication of how likely it is that the issuer of a bond will be able to pay back interest and the loan on time.
 - The Fund seeks to replicate as closely as possible the constituents of the Benchmark Index.
 - The Fund will have at least 90% exposure to assets that are included in the Benchmark Index.
 - The Fund may also invest in government or other public bonds issued by the government of the United Kingdom which are reasonably expected to become part of the Benchmark Index in the near future or are an alternative to a constituent of the Benchmark Index, money market instruments (such as treasury bills), cash, deposits and collective investment schemes, including those managed or operated by the Manager or an associate of the Manager.
 - The Manager may only hold money market instruments and deposits for liquidity purposes to facilitate the redemption of units and the efficient management of the Fund.
 - The Fund may use derivatives (contracts which have a value linked to the price of another asset) to:
 - reduce risk or cost; or
 - generate additional capital or income with no, or an acceptably low, level of risk.
- Other information:**
- The Fund is passively managed as it tracks the Benchmark Index.
 - Your units will be accumulation units. Income from the Fund's investments (interest) will be reinvested back into the value of your units.
 - You can buy or sell units in this Fund on any business day. You need to contact us with your instruction before 12 noon. This is the time we calculate unit prices for this Fund. If you contact us after 12 noon, the units will be bought or sold at the next business day's price.
 - The Fund's base currency is denominated in GBP.
 - This Fund may be suitable for investors looking to invest in bonds issued by the UK government (known as gilts), as represented by the Benchmark Index.
 - Although investors can take their money out at any time, this Fund may not be appropriate for those who plan to withdraw their money within five years.
 - This Fund is not designed for investors who cannot afford more than a minimal loss of their investment.
 - If you do not understand this document we recommend you seek additional information to help you decide if this Fund is right for you.

RISK AND REWARD PROFILE



- The Risk and Reward Indicator table demonstrates where the Fund ranks in terms of its potential risk and reward. The higher the rank the greater the potential reward but the greater the risk of losing money. It is not guaranteed to remain the same and may change over time. It is based on historical data and may not be a reliable indication of the future risk profile of the Fund. The shaded area in the table above shows the Fund's ranking on the Risk and Reward Indicator.
- The Fund is in category 4 because it invests in company or government bonds which are sensitive to changes in interest rates, inflation and credit. This can be driven by political and economic changes and other significant events and may cause the value to go up and down. Bonds that are closer to their maturity date tend to be more stable in value. Bonds are generally considered to be higher risk investments than cash, but lower risk than company shares.
- Even a fund in the lowest category is not a risk free investment.
- The value of your investment may fall as well as rise and is not guaranteed. You might get back less than you invest.

Further information on the risks of investing in this fund is contained in the Prospectus available at www.legalandgeneral.com/reports.

The risk and reward indicator may not take account of the following risks of investing in the Fund:

- Derivatives are highly sensitive to changes in the value of the asset on which they are based and can increase the size of losses and gains.
- The Fund could lose money if any institutions providing services such as acting as counterparty to derivatives or other instruments, becomes unwilling or unable to meet its obligations to the Fund.
- The Fund invests directly or indirectly in bonds which are issued by companies or governments. If these companies or governments experience financial difficulty, they may be unable to pay back some or all of the interest, original investment or other payments that they owe. If this happens, the value of the Fund may fall.
- This Fund holds bonds that are traded through agents, brokers or investment banks matching buyers and sellers. This makes the bonds less easy to buy and sell than investments traded on an exchange. In exceptional circumstances the Fund may not be able to sell bonds and may defer withdrawals, or suspend dealing. The Directors can only delay paying out if it is in the interests of all investors and with the permission of the Fund depositary.
- Investment returns on bonds are sensitive to trends in interest rate movements. Such changes will affect the value of your investment.
- We may take some or all of the ongoing charges from the Fund's capital rather than the Fund's income. This increases the amount of income, but it reduces the growth potential and may lead to a fall in the value of the Fund.



CHARGES

The charges you pay are used to pay the costs of running the Fund, including the costs of marketing and distributing it. These charges reduce the potential return from your investment.

One-off charges taken before or after you invest

Entry charge	0.00%
Exit charge	0.00%

This is the maximum that might be taken out of your money before it is invested.

The price for buying and selling units is subject to a Dilution Adjustment See opposite.

Charges taken from the fund over each year

Ongoing charge	0.15%
----------------	-------

Charges taken from the fund under certain specific conditions

Performance fee	None
-----------------	------

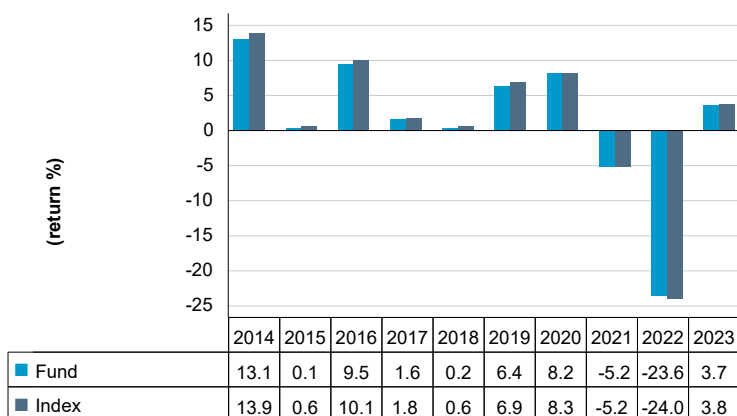
- There are no entry or exit charges.
- The ongoing charges figure is based on the latest available expenses at December 2023. This figure may vary from year to year.
- This Fund's ongoing charges include any charges made by any other funds it may invest in. They exclude portfolio transaction costs.
- The ongoing charges are taken partly from the income and partly from the capital of the Fund.

Other costs:

- **Dilution adjustment:** On any day, the prices for buying or selling units in this Fund are the same. The Fund manager calculates a single price for this Fund based on the mid-point between the buying and selling prices of the Fund's assets. In certain circumstances, the Fund manager can adjust this price to account for whether there is more money going into or coming out of the Fund. This is called a 'dilution adjustment'.
- This can vary but as an example for this Fund we estimate 0.04% for purchases and 0.04% for sales at 31 December 2023. The amount of the dilution adjustment may differ in future.

For more information about charges and costs, please see the charges and expenses section in the Fund's Prospectus, or visit our website at www.legalandgeneral.com/chargesandfees.

PAST PERFORMANCE



- Past performance is not a guide to future performance.
- The figures for the Fund take into account the ongoing charges and assume income (after any tax) is reinvested.
- The performance has been calculated in GBP.
- The Fund may not replicate the performance of the Benchmark Index perfectly due to tracking errors such as expenses, tax and transaction costs incurred by the Fund, which are not included in the Index.
- The annual return is for a 12 month period ending 31 December.
- The Fund launched in 1981.
- This unit class launched in 2012.

PRACTICAL INFORMATION

- The trustee and depository is Northern Trust Investor Services Limited.
- You can obtain further information about the Fund including copies of its prospectus and the latest annual and semi-annual reports at www.legalandgeneral.com/reports. Paper copies of these documents are also available free of charge in English from Legal & General Investments, PO Box 6080, Wolverhampton WV1 9RB.
- Investors can get other practical information, including the latest prices, dilution adjustment and details of any other unit classes that are available, by calling us on **0370 050 0955** Monday to Friday between 9:00a.m. to 5:00p.m. Call charges will vary.
- This Fund is subject to the tax legislation of the United Kingdom, which may have an impact on each investor's personal tax position.
- Legal & General (Unit Trust Managers) Limited may be held liable solely on the basis of any statement contained in this document that is misleading, inaccurate or inconsistent with the relevant parts of the Prospectus for the Fund.
- Details of our Remuneration Policy including our Remuneration Committee and how remuneration and benefits are calculated can be accessed from www.lgim.com/remuneration. A paper copy is also available free of charge upon request.

Key Investor Information

This document provides you with key investor information about this fund. It is not marketing material. The information is required by law to help you understand the nature and the risks of investing in this fund. You are advised to read it so you can make an informed decision about whether to invest.

Legal & General Global Inflation Linked Bond Index Fund Unit Class I GBP Accumulation - ISIN: GB00BBHXNN27

The authorised fund manager of the Fund is Legal & General (Unit Trust Managers) Limited (the "Manager").

OBJECTIVES AND INVESTMENT POLICY

- The objective of the Fund is to track the performance of the Bloomberg World Government Ex UK Inflation Linked Bonds Hedged GBP Index, the "Benchmark Index" before fees and expenses are applied. Fund performance may differ from the Benchmark Index due to the deduction of fees and expenses and the impact of any tracking error factors.
- The Fund seeks to replicate as closely as possible the constituents of the Benchmark Index. The Fund will have at least 90% exposure to assets that are included in the Benchmark Index.
- The Benchmark Index is comprised of bonds (a type of loan that pays interest) issued by governments across all geographical areas (excluding the UK) which are denominated in the local currency of the country and which are linked to the rate of inflation in the country.
- The Fund may invest in sub-investment grade bonds. The bonds that the Fund invests in will be a mixture of investment grade bonds (rated as lower risk) and sub-investment grade bonds (rated as higher risk). The mix will closely match that of the Benchmark Index. Investment and sub-investment grade bonds are bonds that have been given a credit rating by a rating agency. Credit ratings give an indication of how likely it is that the issuer of a bond will be able to pay back interest and the loan on time.
- The Fund may also invest in bonds which are reasonably expected to become part of the Benchmark Index in the near future or are an alternative to a constituent of the Benchmark Index, money market instruments (such as treasury bills), cash, deposits and collective investment schemes, including those managed or operated by the Manager or an associate of the Manager.
- The Fund will use forward foreign exchange or currency future derivatives in

order to manage the currency exposure in line with the Benchmark Index. The Fund may use other types of derivatives (contracts which have a value linked to the price of another asset) to:

- reduce risk or cost; or
- generate additional capital or income with no, or an acceptably low, level of risk.

Other information:

- The Fund is passively managed as it tracks the Benchmark Index.
- Your units will be accumulation units. Income from the Fund's investments (interest) will be reinvested back into the value of your units.
- You can buy or sell units in this Fund on any business day. You need to contact us with your instruction before 3pm. This is the time we calculate unit prices for this Fund. If you contact us after 3pm, the units will be bought or sold at the next business day's price.
- The Fund's base currency is denominated in GBP.
- This Fund may be suitable for investors looking to invest in global inflation linked bonds excluding those issued by the UK government, as represented by the Benchmark Index.
- Although investors can take their money out at any time, this Fund may not be appropriate for those who plan to withdraw their money within five years.
- This Fund is not designed for investors who cannot afford more than a minimal loss of their investment.
- If you do not understand this document we recommend you seek additional information to help you decide if this Fund is right for you.

RISK AND REWARD PROFILE



1	2	3	4	5	6	7
---	---	---	---	---	---	---

The Risk and Reward Indicator table demonstrates where the Fund ranks in terms of its potential risk and reward. The higher the rank the greater the potential reward but the greater the risk of losing money. It is not guaranteed to remain the same and may change over time. It is based on historical data and may not be a reliable indication of the future risk profile of the Fund. The shaded area in the table above shows the Fund's ranking on the Risk and Reward Indicator.

The Fund is in category 4 because it invests in company or government bonds which are sensitive to changes in interest rates, inflation and credit. This can be driven by political and economic changes and other significant events and may cause the value to go up and down. Bonds that are closer to their maturity date tend to be more stable in value. Bonds are generally considered to be higher risk investments than cash, but lower risk than company shares.

Even a fund in the lowest category is not a risk free investment. The value of your investment may fall as well as rise and is not guaranteed. You might get back less than you invest.

Further information on the risks of investing in this fund is contained in the Prospectus available at www.legalandgeneral.com/reports.

The risk and reward indicator may not take account of the following risks of investing in the Fund:

The Fund invests in inflation-linked bonds, which are particularly sensitive to changes in inflation rates. Their values are likely to fall when inflation rates

fall.

- The Fund may have underlying investments that are valued in currencies that are different from GBP. Exchange rate fluctuations will impact the value of your investment. Currency hedging techniques may be applied to reduce this impact but may not entirely eliminate it.
- Derivatives are highly sensitive to changes in the value of the asset on which they are based and can increase the size of losses and gains.
- There may be differences in performance between the fund's assets and the derivatives used to manage the fluctuation of exchange rates with Sterling. This could result at times in the fund being over protected or under protected against these fluctuations.
- The Fund could lose money if any institutions providing services such as acting as counterparty to derivatives or other instruments, becomes unwilling or unable to meet its obligations to the Fund.
- The Fund invests directly or indirectly in bonds which are issued by companies or governments. If these companies or governments experience financial difficulty, they may be unable to pay back some or all of the interest, original investment or other payments that they owe. If this happens, the value of the Fund may fall.
- This Fund holds bonds that are traded through agents, brokers or investment banks matching buyers and sellers. This makes the bonds less easy to buy and sell than investments traded on an exchange. In exceptional circumstances the Fund may not be able to sell bonds and may defer withdrawals, or suspend dealing. The Directors can only delay paying out if it is in the interests of all investors and with the permission of the Fund depositary.
- Investment returns on bonds are sensitive to trends in interest rate movements. Such changes will affect the value of your investment.



CHARGES

The charges you pay are used to pay the costs of running the Fund, including the costs of marketing and distributing it. These charges reduce the potential return from your investment.

One-off charges taken before or after you invest	
Entry charge	0.00%
Exit charge	0.00%
This is the maximum that might be taken out of your money before it is invested.	
The price for buying and selling units is subject to a Dilution Adjustment See opposite.	
Charges taken from the fund over each year	
Ongoing charge	0.23%
Charges taken from the fund under certain specific conditions	
Performance fee	None

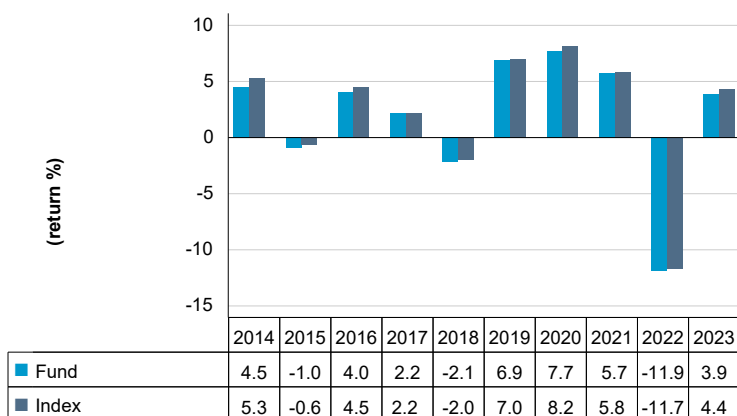
- There are no entry or exit charges.
- The ongoing charges figure is based on the latest available expenses at December 2023. This figure may vary from year to year.
- This Fund's ongoing charges include any charges made by any other funds it may invest in. They exclude portfolio transaction costs.
- The ongoing charges are taken from the Income of the Fund.

Other costs:

- **Dilution adjustment:** On any day, the prices for buying or selling units in this Fund are the same. The Fund manager calculates a single price for this Fund based on the mid-point between the buying and selling prices of the Fund's assets. In certain circumstances, the Fund manager can adjust this price to account for whether there is more money going into or coming out of the Fund. This is called a 'dilution adjustment'.
- This can vary but as an example for this Fund we estimate 0.08% for purchases and 0.08% for sales at 31 December 2023. The amount of the dilution adjustment may differ in future.

For more information about charges and costs, please see the charges and expenses section in the Fund's Prospectus, or visit our website at www.legalandgeneral.com/chargesandfees.

PAST PERFORMANCE



- Past performance is not a guide to future performance.
- The figures for the Fund take into account the ongoing charges and assume income (after any tax) is reinvested.
- The performance has been calculated in GBP.
- The Fund may not replicate the performance of the Benchmark Index perfectly due to tracking errors such as expenses, tax and transaction costs incurred by the Fund, which are not included in the Index.
- The annual return is for a 12 month period ending 31 December.
- The Fund launched in 2013.
- This unit class launched in 2013.

PRACTICAL INFORMATION

- The trustee and depositary is Northern Trust Investor Services Limited.
- You can obtain further information about the Fund including copies of its prospectus and the latest annual and semi-annual reports at www.legalandgeneral.com/reports. Paper copies of these documents are also available free of charge in English from Legal & General Investments, PO Box 6080, Wolverhampton WV1 9RB.
- Investors can get other practical information, including the latest prices, dilution adjustment and details of any other unit classes that are available, by calling us on **0370 050 0955** Monday to Friday between 9:00a.m. to 5:00p.m. Call charges will vary.
- This Fund is subject to the tax legislation of the United Kingdom, which may have an impact on each investor's personal tax position.
- Legal & General (Unit Trust Managers) Limited may be held liable solely on the basis of any statement contained in this document that is misleading, inaccurate or inconsistent with the relevant parts of the Prospectus for the Fund.
- Details of our Remuneration Policy including our Remuneration Committee and how remuneration and benefits are calculated can be accessed from www.lgim.com/remuneration. A paper copy is also available free of charge upon request.

LIONTRUST

COURAGE · POWER · PRIDE

SPECIAL SITUATIONS FUND

KEY INVESTOR
INFORMATION
DOCUMENT

This document provides you with key investor information about this Fund. It is not marketing material. The information is required by law to help you understand the nature and the risks of investing in this Fund. You are advised to read it so you can make an informed decision about whether to invest.

Liontrust Special Situations Fund is an Authorised Unit Trust and categorised as a UCITS scheme. This document is based upon the I Acc class (ISIN: GB00BG0J2688). This Fund is managed by Liontrust Fund Partners LLP, a subsidiary of Liontrust Asset Management PLC.

Objective

- The Fund aims to deliver capital growth over the long term (5 years or more).

Policy

- The Fund is considered to be actively managed in reference to the benchmark(s) in the performance table by virtue of the fact that it uses the benchmark(s) for performance comparison purposes. The benchmark(s) are not used to define the portfolio composition of the Fund and the Fund may be wholly invested in securities which are not constituents of the benchmark.
- The Fund will invest at least 90% of its assets in companies which are incorporated, domiciled or conduct significant business in the United Kingdom (UK).
- The Fund will typically invest 90% (minimum 80%) of its assets in equities or equity related derivatives but may also invest in collective investment schemes (up to 10% of Fund assets), corporate debt securities, other transferable securities, money market instruments, warrants, cash and deposits.
- The Fund is permitted to use derivatives for the purposes of efficient portfolio management and for investment purposes. Please refer to the Derivatives sections in the prospectus for further details.

Recommendation

- This Fund may not be appropriate for investors who plan to withdraw their money within 5 years.

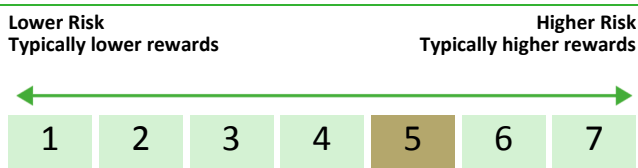
How to buy

- You may buy or sell units on a daily basis (but not weekends or Bank Holidays). Orders must be received by 11:59am for execution at 12:00 midday valuation point on the same day. Further details can be found at www.liontrust.co.uk. The Fund is dual priced; it has an offer (buying) price and a bid (selling) price and the difference between these (bid-offer spread) is dependent on the underlying holdings. This means the price investors buying and selling receive is reflective of the underlying transaction costs related to the subscription or redemption to avoid any dilution in the fund's value for existing investors. For a fuller explanation, please visit www.liontrust.co.uk.

Investment process

- A fundamental principle of competitive markets is that profits regress to the mean. The fund managers believe the secret to successful investing is to identify those few companies that have a durable Economic Advantage which allows them to defy this principle and sustain a higher than average level of profitability for longer than expected.
- Economic Advantage is the collection of distinctive characteristics of a company that competitors struggle to reproduce even if those competitors have understood the benefits arising from those characteristics. In the fund managers' experience, the hardest to replicate characteristics fall into the following three categories of intangible assets:
 - Intellectual property
 - Strong distribution channels
 - Significant recurring business
- Other less powerful but nonetheless important intangible strengths include: franchises and licenses; good customer databases and relationships; effective procedures and formats; strong brands and company culture. These intangible assets produce barriers to competition, protect margins and are capable, in the opinion of the fund managers, of reaping a financial advantage in the form of cash flow returns in excess of the cost of capital. The market rewards excess profitability, particularly when it is higher than consensus expectations.
- To be included in portfolios, companies must possess at least one of the main advantages: intellectual property, strong distribution or recurring business (at least 70% of annual turnover).
- Every smaller company held in the Economic Advantage funds has at least 3% of its equity held by senior management and main board directors. Companies are also assessed for employee ownership below the senior management and board and changes in equity ownership are monitored.

Risk and reward profile



- This Synthetic Risk and Reward Indicator (SRRI) is based on historical data and may not be relied upon to gauge the future risk profile of the Fund.
- The SRRI shown is not guaranteed to remain the same and may shift over time.
- The lowest category (1) does not mean 'risk free'.
- The Fund's risk and reward category has been calculated using the methodology set by the European Commission. It is based upon the rate by which the Fund or a representative fund or index's value has moved up and down in the past.
- The Fund invests in UK & Irish equities. The Fund may also invest in other eligible asset classes as detailed within the prospectus.
- The Fund is categorised 5 primarily for its exposure to UK equities.
- The SRRI may not fully take into account the following risks:
 - that a company may fail thus reducing its value within the Fund;
 - overseas investments may carry a higher currency risk. They are valued by reference to their local currency which may move up or down when compared to the currency of the Fund.
- The Fund may, under certain circumstances, invest in derivatives, but it is not intended that their use will materially affect volatility. Derivatives are used to protect against currencies, credit and interest rate moves or for investment purposes. There is a risk that losses could be made on derivative positions or that the counterparties could fail to complete on transactions. The use of derivatives may create leverage or gearing resulting in potentially greater volatility or fluctuations in the net asset value of the Fund. A relatively small movement in the value of a derivative's underlying investment may have a larger impact, positive or negative, on the value of a fund than if the underlying investment was held instead. The use of derivative contracts may help us to control Fund volatility in both up and down markets by hedging against the general market.
- Outside of normal conditions, the Fund may hold higher levels of cash which may be deposited with several credit counterparties (e.g. international banks). A credit risk arises should one or more of these counterparties be unable to return the deposited cash.
- The Fund is expected to invest in companies predominantly in a single country which maybe subject to greater political, social and economic risks which could result in greater volatility than investments in more broadly diversified funds.
- The Fund may encounter liquidity constraints from time to time. The spread between the price you buy and sell shares will reflect the less liquid nature of the underlying holdings.
- The Fund will invest in smaller companies and may invest a small proportion (less than 10%) of the Fund in unlisted securities. There may be liquidity constraints in these securities from time to time, i.e. in certain circumstances, the fund may not be able to sell a position for full value or at all in the short term. This may affect performance and could cause the fund to defer or suspend redemptions of its shares.

LIONTRUST

COURAGE · POWER · PRIDE

SPECIAL SITUATIONS FUND

- The Fund may invest in companies listed on the Alternative Investment Market (AIM) which is primarily for emerging or smaller companies. The rules are less demanding than those of the official List of the London Stock Exchange and therefore companies listed on AIM may carry a greater risk than a company with a full listing.
- The fund's investment objective is to target capital growth for investors. Growth stocks tend to pay out lower levels of dividend resulting in lower income yields and may produce more volatile returns than the market as a whole.
- The Fund may have both Hedged and Unhedged share classes available. The Hedged share classes use forward foreign exchange contracts to protect returns in the base currency of the Fund.
- Counterparty Risk: any derivative contract, including FX hedging, may be at risk if the counterparty fails.
- ESG Risk: there may be limitations to the availability, completeness or accuracy of ESG information from third-party providers, or inconsistencies in the consideration of ESG factors across different third party data providers, given the evolving nature of ESG.
- For full details of the Fund's risks, please see the prospectus which may be obtained from Liontrust (address overleaf) or online at www.liontrust.co.uk.

Charges for this fund

- The charges you pay are used to pay the costs of running the Fund, including the costs of marketing and distributing it. These charges reduce the potential growth of your investment.

One-off charges taken before or after you invest	
Entry charge	None
Exit charge	None

- This is the maximum that might be taken out of your money before it is invested.

Charges taken from the Fund over the year	
Ongoing charges	0.81%

Charges taken from the Fund under certain specific circumstances	
Performance fee	None

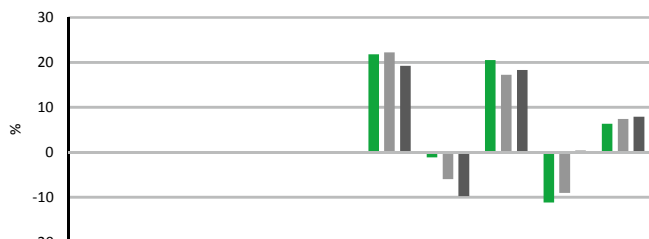
- **The entry and exit charges** shown are maximum figures. In some cases you might pay less – you can find this out from your financial adviser or fund platform if you are not using a financial adviser.

- **The ongoing charges** figure is based on expenses as at 31 December 2023. This figure may vary from year to year. It excludes:
 - portfolio transaction costs, except in the case of an entry/exit charge paid by the UCITS when buying or selling units/shares in another collective investment undertaking.

- For more information about charges and what is included in each charge, please see the Fund's prospectus, which is available electronically at www.liontrust.co.uk or visit the costs and charges page on our website at www.liontrust.co.uk/cost-and-charges.

Past performance

- **Past performance does not predict future returns.** It has been calculated on the basis that any distributable income of the Fund has been reinvested. The past performance shown in the chart takes into account all charges except entry and exit charges.
- The Fund launch date is 10 November 2005.
- The I Acc share class launch date is 05 July 2018.
- The base currency of the Fund is pounds sterling.



	2014	2015	2016	2017	2018	2019	2020	2021	2022	2023
■ Liontrust Special Situations I Acc						21.8	-1.2	20.5	-11.2	6.3
■ IA UK All Companies						22.2	-6.0	17.2	-9.1	7.4
■ FTSE All Share						19.2	-9.8	18.3	0.3	7.9

Practical information

Authorisation	This Fund is authorised in the UK and regulated by the Financial Conduct Authority.
Trustee	Bank of New York Mellon (International) Ltd.
Investment Adviser	Liontrust Investment Partners LLP.
Further information	Copies of the prospectus and the latest annual and half-yearly reports, which are the primary source of additional information, are available, without charge, from Liontrust Fund Partners LLP, 2 Savoy Court, London, WC2R 0EZ. They are also available electronically at www.liontrust.co.uk .
Taxation	UK tax legislation may have an impact upon your own personal tax position.
Fund prices and other information	The Fund's last published price is available from Liontrust Fund Partners LLP at www.liontrust.co.uk or by writing to us at 2 Savoy Court, London, WC2R 0EZ or by telephoning 0344 892 0349 during business hours (9.00am – 5.00pm).
Remuneration	Information on the current remuneration policy of the Fund, including a description of how remuneration and benefits are calculated and the identity of persons responsible for awarding the remuneration and benefits, is available at www.liontrust.co.uk . A paper copy of this information is available free of charge upon request from Liontrust Fund Partners LLP at 2 Savoy Court, London, WC2R 0EZ.

Key Investor Information

This document provides you with key investor information about this Fund. It is not marketing material. The information is required by law to help you understand the nature and the risks of investing in this Fund. You are advised to read it so you can make an informed decision about whether to invest.

M&G Emerging Markets Bond Fund

a sub-fund of M&G Investment Funds (3)

Sterling Class I – Accumulation shares ISIN no. GB00B7GNKY53

Managed by M&G Securities Limited

Objective and investment policy

Objective: The fund aims to provide a combination of capital growth and income, net of the Ongoing Charge Figure, higher than that of a composite index over any five-year period.

The composite index is 1/3 JPM EMBI Global Diversified Index, 1/3 JPM CEMBI Broad Diversified Index and 1/3 JPM GBI-EM Global Diversified Index.

Core investment: At least 80% of the fund is invested, directly or through derivatives, in bonds issued by the governments, government-related institutions or companies of emerging markets. These bonds can be denominated in any currency, including emerging market currencies. The fund invests in bonds of any credit quality and may invest up to 100% in high yield bonds.

Other investments: The fund may invest in asset-backed securities, other funds (including funds managed by M&G) and cash or assets that can be turned into cash quickly.

Derivatives usage: For investment purposes and to reduce risk and cost.

Strategy in brief: The fund manager selects investments based on an assessment of global, regional, and country-specific macroeconomic factors, followed by indepth analysis of individual bond issuers. The fund is diversified by investing in a range of bonds across emerging markets.

Benchmark: A composite index comprising:

- 1/3 JPM EMBI Global Diversified Index
- 1/3 JPM CEMBI Broad Diversified Index
- 1/3 JPM GBI-EM Global Diversified Index

The benchmark is a target which the fund seeks to outperform. The composite index has been chosen as the benchmark as it best reflects the scope of the fund's investment policy. The benchmark does not constrain portfolio construction.

The fund is actively managed. The fund manager has complete freedom in choosing which investments to buy, hold and sell in the fund. The fund's holdings may deviate significantly from the benchmark's constituents.

The benchmark is shown in the share class currency.

Additional information can be found on the M&G website, including:

- a [glossary](#) providing an explanation of some terms used in this document.
- the Prospectus including the fund's objective and investment policy.

Other information

The fund may invest more than 35% in securities issued or guaranteed by a member state of the European Economic Area or other countries listed in the fund's Prospectus. This investment may be combined with the use of derivatives in pursuit of the fund's investment objective.

You can buy and sell shares in the fund on any business day. Instructions received before 12 noon will be dealt at that day's price.

Any income from the fund will be rolled up into the value of your investment.

In addition to the charges set out in the charges section, the fund will incur portfolio transaction costs which are paid from the assets of the fund. These can be higher when investing outside Europe.

Recommendation: This fund may not be appropriate for investors who plan to withdraw their money within 3 years.

Risk and reward profile



■ The above risk and reward indicator is based on historical data and may not be a reliable indication of the future risk profile of this share class. This Share Class is categorised in risk class 4 because its Net Asset Value has shown medium rises and falls in value historically.

- The risk number shown is not guaranteed and may change over time.
- The lowest risk number does not mean risk free.

The main risks that could affect performance are set out below:

- The value and income from the fund's assets will go down as well as up. This will cause the value of your investment to fall as well as rise. There is no guarantee that the fund will achieve its objective and you may get back less than you originally invested.
- Investing in emerging markets involves a greater risk of loss due to greater political, tax, economic, foreign exchange, liquidity and regulatory risks, among other factors. There may be difficulties in buying, selling, safekeeping or valuing investments in such countries.
- Investments in bonds are affected by interest rates, inflation and credit ratings. It is possible that bond issuers will not pay interest or return the capital. All of these events can reduce the value of bonds held by the fund.
- The fund can be exposed to different currencies. Movements in currency exchange rates may adversely affect the value of your investment.
- The fund may use derivatives to profit from an expected rise or fall in the value of an asset. Should the asset's value vary in an unexpected way, the fund will incur a loss. The fund's use of derivatives may be extensive and exceed the value of its assets (leverage). This has the effect of magnifying the size of losses and gains, resulting in greater fluctuations in the value of the fund.
- In exceptional circumstances where assets cannot be fairly valued, or have to be sold at a large discount to raise cash, we may temporarily suspend the fund in the best interest of all investors.
- The fund could lose money if a counterparty with which it does business becomes unwilling or unable to repay money owed to the fund.
- Operational risks arising from a failure or delay in operational processes and systems, or the failure of a third party provider may affect the value of your investments. Where this results in compensation needing to be paid, this may be paid some time after the original loss is experienced.

Further details of the risks that apply to the fund can be found in the fund's Prospectus at www.mandg.co.uk/literature

Charges

The charges shown in the table are used to pay the costs of running the fund, including the costs of marketing and distributing it. These charges reduce the potential growth of your investment.

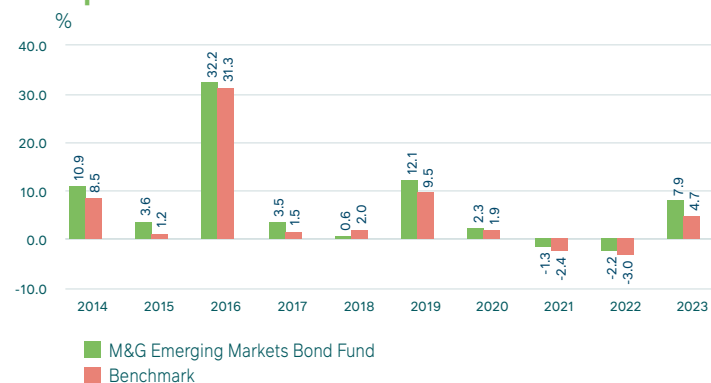
One-off charges taken before or after you invest	
Entry charge	0.00%
Exit charge	0.00%
This is the maximum that might be taken out of your money before it is invested or before the proceeds of your investment are paid out.	
Charges taken from the fund over a year	
Ongoing charge	0.70%
Charges taken from the fund under certain specific conditions	
Performance fee	None

The entry and exit charges shown are the maximum figures and, in some cases, you may pay less. You can find out the exact charges which apply to your investment by contacting your financial adviser or distributor or, if you have invested directly with us, you can contact us using the details given in the practical information section.

The ongoing charge is based on expenses for the period/year ending 30 June 2023. This figure may change from year to year. It excludes portfolio transaction costs. This figure includes extraordinary expenses and underlying charges for closed-ended-funds, such as investment trusts and Real Estate investment trusts.

For more information on charges, please see the relevant sections of the Prospectus at www.mandg.co.uk/literature

Past performance



- Past performance is not a guide to future performance.
- Performance calculation excludes UK taxes from 01 January 2017. It does not take into account the entry and exit charges but does take into account the ongoing charge, as shown in the charges section.
- The fund launched on 15 October 1999 and the Sterling Class I Accumulation share class launched on 19 April 2012.
- Performance is calculated using Sterling Class I Accumulation shares.
- Benchmark performance has been calculated in GBP.

Benchmark:

12 February 2013 to 31 December 2023 - 1/3 JPM EMBI Global Diversified Index, 1/3 JPM CEMBI Broad Diversified Index, 1/3 JPM GBI-EM Global Diversified Index

Practical information

The depositary is NatWest Trustee and Depositary Services Limited.

For more information about this fund, please visit www.mandg.co.uk/literature where you will find a copy of the Prospectus, Instrument of Incorporation and the latest annual or interim Investment Report and Financial Statements. These documents are in English and are available free of charge. Our website also provides other information such as share prices.

UK tax laws apply to the fund, and this may affect your personal tax position. Please speak to an adviser for more information.

M&G Securities Limited may be held liable solely on the basis of any statement contained in this document that is misleading, inaccurate or inconsistent with the relevant parts of the Prospectus for the fund.

The fund is a sub-fund of M&G Investment Funds (3), an umbrella Open Ended Investment Company (OEIC). The Prospectus, and annual or interim Investment Report and Financial Statements contain information about all of the sub-funds in M&G Investment Funds (3).

The assets of each sub-fund within the umbrella OEIC are segregated by law. This means that the assets belong exclusively to that sub-fund and shall not be used or made available to pay the debts of any other sub-fund or the umbrella OEIC.

You may switch between other sub-funds of M&G Investment Funds (3). An entry charge may apply. Details on switching are provided in the Important Information for Investors document and the fund's Prospectus, or by calling M&G Customer Relations on 0800 390 390.

Other share classes may exist for the fund as set out in the relevant Prospectus.

For up-to-date details of the staff remuneration policy that applies to M&G Securities Limited, including a description of how remuneration and benefits are calculated, the make-up of the remuneration committee, and the identities of persons responsible for awarding the remuneration and benefits, please visit www.mandg.co.uk/remuneration. We will provide a paper copy of this information, free of charge, if you require one.

This Fund is authorised in the UK and regulated by the Financial Conduct Authority. M&G Securities Limited is authorised in the UK and regulated by the Financial Conduct Authority.

This key investor information is accurate as at 12 February 2024.

Key Investor Information

This document provides you with key investor information about this Fund. It is not marketing material. The information is required by law to help you understand the nature and the risks of investing in this Fund. You are advised to read it so you can make an informed decision about whether to invest.

M&G Global Dividend Fund

Sterling Class A – Accumulation shares ISIN no. GB00B39R2L79

Managed by M&G Securities Limited

Objective and investment policy

Objective:

The fund aims to provide:

- an income distribution that increases every year;
- a dividend yield above that available from the MSCI ACWI Index over any five-year period; and
- a combination of capital growth and income, net of the Ongoing Charge Figure, that is higher than that of the MSCI ACWI Index over any five-year period.

Core investment: At least 70% of the fund is invested in the shares of companies, across any sector and of any size, from anywhere in the world.

Other investments: The fund may invest in other funds and cash or assets that can be turned into cash quickly.

Derivatives usage: To reduce risk and costs.

Strategy in brief: The fund manager focuses on companies with the potential to grow their dividends over the long term and selects stocks with different sources of dividend growth to build a fund that has the potential to cope in a variety of market conditions. When attempting to grow distributions, the fund manager's main focus is on delivering an increase in sterling terms.

Benchmark: MSCI ACWI Index

The benchmark is a target which the fund seeks to outperform. The index has been chosen as the fund's benchmark as it best reflects the scope of the fund's investment policy. The benchmark is used solely to measure the fund's performance and income objective and does not constrain the fund's portfolio construction.

The fund is actively managed. The fund manager has complete freedom in choosing which investments to buy, hold and sell in the fund. The fund's holdings may deviate significantly from the benchmark's constituents.

For unhedged and hedged share classes, the benchmark is shown in the share class currency.

Additional information can be found on the M&G website, including:

- a [glossary](#) providing an explanation of some terms used in this document.
- the Prospectus including the fund's objective and investment policy.

Other information


You can buy and sell shares in the fund on any business day. Instructions received before 12 noon will be dealt at that day's price.

Any income from the fund will be rolled up into the value of your investment.

In addition to the charges set out in the charges section, the fund will incur portfolio transaction costs which are paid from the assets of the fund. These can be higher when investing outside Europe.

Recommendation: This fund may not be appropriate for investors who plan to withdraw their money within 5 years.

Risk and reward profile



■ The above risk and reward indicator is based on historical data and may not be a reliable indication of the future risk profile of this share class. This Share Class is categorised in risk class 6 because its Net Asset Value has shown high rises and falls in value historically.

■ The risk number shown is not guaranteed and may change over time.

■ The lowest risk number does not mean risk free.

The main risks that could affect performance are set out below:

■ The value and income from the fund's assets will go down as well as up. This will cause the value of your investment to fall as well as rise. There is no guarantee that the fund will achieve its objective and you may get back less than you originally invested.

■ The fund holds a small number of investments, and therefore a fall in the value of a single investment may have a greater impact than if it held a larger number of investments.

■ The fund can be exposed to different currencies. Movements in currency exchange rates may adversely affect the value of your investment.

■ Investing in emerging markets involves a greater risk of loss due to greater political, tax, economic, foreign exchange, liquidity and regulatory risks, among other factors. There may be difficulties in buying, selling, safekeeping or valuing investments in such countries.

■ In exceptional circumstances where assets cannot be fairly valued, or have to be sold at a large discount to raise cash, we may temporarily suspend the fund in the best interest of all investors.

■ The fund could lose money if a counterparty with which it does business becomes unwilling or unable to repay money owed to the fund.

■ Operational risks arising from a failure or delay in operational processes and systems, or the failure of a third party provider may affect the value of your investments. Where this results in compensation needing to be paid, this may be paid some time after the original loss is experienced.

Further details of the risks that apply to the fund can be found in the fund's Prospectus at www.mandg.co.uk/literature

Charges

The charges shown in the table are used to pay the costs of running the fund, including the costs of marketing and distributing it. These charges reduce the potential growth of your investment.

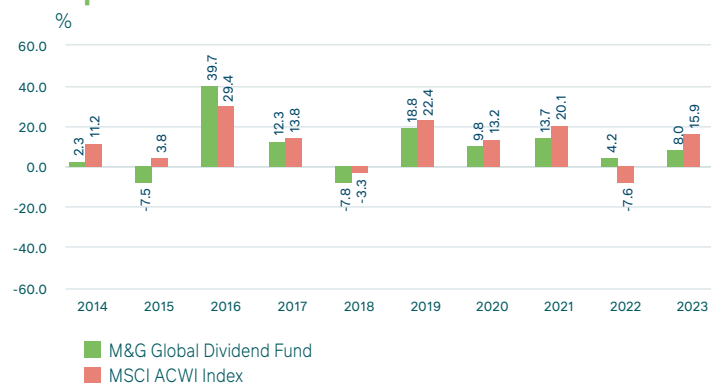
One-off charges taken before or after you invest	
Entry charge	0.00%
Exit charge	0.00%
This is the maximum that might be taken out of your money before it is invested or before the proceeds of your investment are paid out.	
Charges taken from the fund over a year	
Ongoing charge	1.06%
Charges taken from the fund under certain specific conditions	
Performance fee	None

The entry and exit charges shown are the maximum figures and, in some cases, you may pay less. You can find out the exact charges which apply to your investment by contacting your financial adviser or distributor or, if you have invested directly with us, you can contact us using the details given in the practical information section.

The ongoing charge is based on expenses for the period/year ending 30 September 2023. This figure may change from year to year. It excludes portfolio transaction costs. This figure includes extraordinary expenses and underlying charges for closed-ended-funds, such as investment trusts and Real Estate investment trusts.

For more information on charges, please see the relevant sections of the Prospectus at www.mandg.co.uk/literature

Past performance



- Past performance is not a guide to future performance.
- Performance calculation includes UK taxes. It does not take into account the entry and exit charges but does take into account the ongoing charge and the Performance fee, as shown in the charges section.
- The fund launched on 18 July 2008 and the Sterling Class A Accumulation share class launched on 18 July 2008.
- Performance is calculated using Sterling Class A Accumulation shares.
- Benchmark performance has been calculated in GBP.

Practical information

The depositary is NatWest Trustee and Depositary Services Limited.

For more information about this fund, please visit www.mandg.co.uk/literature where you will find a copy of the Prospectus, Instrument of Incorporation and the latest annual or interim Investment Report and Financial Statements. These documents are in English and are available free of charge. Our website also provides other information such as share prices.

UK tax laws apply to the fund, and this may affect your personal tax position. Please speak to an adviser for more information.

M&G Securities Limited may be held liable solely on the basis of any statement contained in this document that is misleading, inaccurate or inconsistent with the relevant parts of the Prospectus for the fund.

Other share classes may exist for the fund as set out in the relevant Prospectus.

For up-to-date details of the staff remuneration policy that applies to M&G Securities Limited, including a description of how remuneration and benefits are calculated, the make-up of the remuneration committee, and the identities of persons responsible for awarding the remuneration and benefits, please visit www.mandg.co.uk/remuneration. We will provide a paper copy of this information, free of charge, if you require one.

This Fund is authorised in the UK and regulated by the Financial Conduct Authority. M&G Securities Limited is authorised in the UK and regulated by the Financial Conduct Authority.

This key investor information is accurate as at 12 February 2024.

Key Investor Information

This document provides you with key investor information about this Fund. It is not marketing material. The information is required by law to help you understand the nature and the risks of investing in this Fund. You are advised to read it so you can make an informed decision about whether to invest.

M&G Global Macro Bond Fund

Sterling Class I – Accumulation shares ISIN no. GB00B78PGS53

Managed by M&G Securities Limited

Objective and investment policy

Objective: The fund aims to provide a combination of capital growth and income, net of the Ongoing Charge Figure, higher than the average return of the Bloomberg Global Aggregate Index Unhedged USD over any five-year period.

Core investment: At least 80% of the fund is invested, directly or through derivatives, in bonds of any credit quality and asset-backed securities. These securities can be issued by governments, government-related institutions and companies from anywhere in the world, including emerging markets. These securities can be denominated in any currency.

Other investments: The fund may invest in other funds (including funds managed by M&G) and cash or assets that can be turned into cash quickly.

Derivatives usage: For investment purposes and to reduce risk and cost.

Strategy in brief: The fund is a flexible global bond fund. The fund manager selects investments based on an assessment of macroeconomic factors such as economic growth, interest rates and inflation. This analysis determines which areas of the bond and currency markets the fund manager believes the fund should invest in. It also influences the subsequent selection of individual bonds and the fund's currency exposures.

Benchmark: Bloomberg Global Aggregate Index Unhedged USD
The benchmark is a target which the fund seeks to outperform. The index has been chosen as the fund's benchmark as it best reflects the scope of the fund's investment policy. The benchmark is used solely to measure the fund's performance and does not constrain the fund's portfolio construction. The fund is actively managed. The fund manager has complete freedom in choosing which investments to buy, hold and sell in the fund. The benchmark is shown in the share class currency.

Additional information can be found on the M&G website, including:

- a [glossary](#) providing an explanation of some terms used in this document.
- the Prospectus including the fund's objective and investment policy.

Other information


You can buy and sell shares in the fund on any business day. Instructions received before 12 noon will be dealt at that day's price.

Any income from the fund will be rolled up into the value of your investment.

In addition to the charges set out in the charges section, the fund will incur portfolio transaction costs which are paid from the assets of the fund. These can be higher when investing outside Europe.

Recommendation: This fund may not be appropriate for investors who plan to withdraw their money within 5 years.

Risk and reward profile



■ The above risk and reward indicator is based on historical data and may not be a reliable indication of the future risk profile of this share class. This Share Class is categorised in risk class 4 because its Net Asset Value has shown medium rises and falls in value historically.

- The risk number shown is not guaranteed and may change over time.
- The lowest risk number does not mean risk free.

The main risks that could affect performance are set out below:

- The value and income from the fund's assets will go down as well as up. This will cause the value of your investment to fall as well as rise. There is no guarantee that the fund will achieve its objective and you may get back less than you originally invested.
- Investments in bonds are affected by interest rates, inflation and credit ratings. It is possible that bond issuers will not pay interest or return the capital. All of these events can reduce the value of bonds held by the fund.
- High yield bonds usually carry greater risk that the bond issuers may not be able to pay interest or return the capital.
- The fund can be exposed to different currencies. Movements in currency exchange rates may adversely affect the value of your investment.
- The fund may use derivatives to profit from an expected rise or fall in the value of an asset. Should the asset's value vary in an unexpected way, the fund will incur a loss. The fund's use of derivatives may be extensive and exceed the value of its assets (leverage). This has the effect of magnifying the size of losses and gains, resulting in greater fluctuations in the value of the fund.
- Investing in emerging markets involves a greater risk of loss due to greater political, tax, economic, foreign exchange, liquidity and regulatory risks, among other factors. There may be difficulties in buying, selling, safekeeping or valuing investments in such countries.
- In exceptional circumstances where assets cannot be fairly valued, or have to be sold at a large discount to raise cash, we may temporarily suspend the fund in the best interest of all investors.
- The fund could lose money if a counterparty with which it does business becomes unwilling or unable to repay money owed to the fund.
- Operational risks arising from a failure or delay in operational processes and systems, or the failure of a third party provider may affect the value of your investments. Where this results in compensation needing to be paid, this may be paid some time after the original loss is experienced.

Further details of the risks that apply to the fund can be found in the fund's Prospectus at www.mandg.co.uk/literature

Charges

The charges shown in the table are used to pay the costs of running the fund, including the costs of marketing and distributing it. These charges reduce the potential growth of your investment.

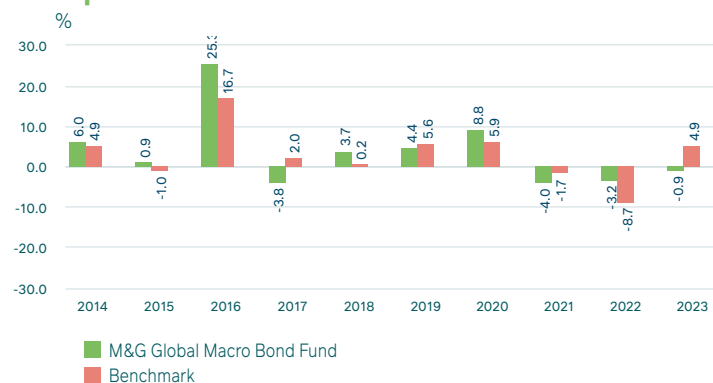
One-off charges taken before or after you invest	
Entry charge	0.00%
Exit charge	0.00%
This is the maximum that might be taken out of your money before it is invested or before the proceeds of your investment are paid out.	
Charges taken from the fund over a year	
Ongoing charge	0.63%
Charges taken from the fund under certain specific conditions	
Performance fee	None

The entry and exit charges shown are the maximum figures and, in some cases, you may pay less. You can find out the exact charges which apply to your investment by contacting your financial adviser or distributor or, if you have invested directly with us, you can contact us using the details given in the practical information section.

The ongoing charge is based on expenses for the period/year ending 31 October 2023. This figure may change from year to year. It excludes portfolio transaction costs. This figure includes extraordinary expenses and underlying charges for closed-ended-funds, such as investment trusts and Real Estate investment trusts.

For more information on charges, please see the relevant sections of the Prospectus at www.mandg.co.uk/literature

Past performance



- Past performance is not a guide to future performance.
- Performance calculation excludes UK taxes from 01 February 2017. It does not take into account the entry and exit charges but does take into account the ongoing charge, as shown in the charges section.
- The fund launched on 15 October 1999 and the Sterling Class I Accumulation share class launched on 16 December 2011.
- Performance is calculated using Sterling Class I Accumulation shares.
- Benchmark performance has been calculated in GBP.
- With effect from 6th March 2023 the benchmark will be Bloomberg Global Aggregate Index Unhedged USD.

Benchmark:

01 January 2014 to 18 April 2021 - IA Global Bond sector
19 April 2021 to 05 March 2023 - IA Global Mixed Bond sector

Practical information

The depositary is NatWest Trustee and Depositary Services Limited.

For more information about this fund, please visit www.mandg.co.uk/literature where you will find a copy of the Prospectus, Instrument of Incorporation and the latest annual or interim Investment Report and Financial Statements. These documents are in English and are available free of charge. Our website also provides other information such as share prices.

UK tax laws apply to the fund, and this may affect your personal tax position. Please speak to an adviser for more information.

M&G Securities Limited may be held liable solely on the basis of any statement contained in this document that is misleading, inaccurate or inconsistent with the relevant parts of the Prospectus for the fund.

Other share classes may exist for the fund as set out in the relevant Prospectus.

For up-to-date details of the staff remuneration policy that applies to M&G Securities Limited, including a description of how remuneration and benefits are calculated, the make-up of the remuneration committee, and the identities of persons responsible for awarding the remuneration and benefits, please visit www.mandg.co.uk/remuneration. We will provide a paper copy of this information, free of charge, if you require one.

This Fund is authorised in the UK and regulated by the Financial Conduct Authority. M&G Securities Limited is authorised in the UK and regulated by the Financial Conduct Authority.

This key investor information is accurate as at 12 February 2024.

Key Investor Information

This document provides you with key investor information about this fund. It is not marketing material. The information is required by law to help you understand the nature and the risks of investing in this fund. You are advised to read it so you can make an informed decision about whether to invest.



Man GLG Japan CoreAlpha Fund Professional Accumulation Shares (Class C)


(ISIN:GB00B0119B50) Man GLG Japan CoreAlpha Fund (the 'Fund') is a sub-fund of Man International ICVC (the 'Company').

Man Fund Management UK Limited, part of Man Group plc, is the Authorised Corporate Director.

Objectives and investment policy

- The Fund seeks to provide capital growth by outperforming (net of fees) each of (i) TOPIX Total Return Index ("TOPIX") and (ii) Russell/Nomura Large Cap Value Total Return Index ("RNLCV"), both converted to sterling, in a rolling five year period.
- The Fund will invest at least 80% of its assets in (i) equities of Japanese companies; or (ii) companies which derive a substantial part of their revenues from activities in Japan. The Fund may also invest in other transferable securities, units or shares in collective investment schemes (which may include those managed by the ACD or one or more of its associates), and money market instruments (securities used by governments, companies and others who wish to borrow money for short periods, usually less than a year). The Fund can hold no more than 10% of its assets in any one body corporate (including collective investment schemes). In exceptional market conditions and/or for liquidity management purposes, the Fund may hold a significant amount (or all) of its net asset value in cash and near cash, deposits and government and public securities.
- The Fund is actively managed, meaning that the Investment Manager will use its expertise to pick investments to achieve the Fund's objective. The Investment Manager selects investments from the largest 300 listed companies by market capitalisation listed on the Tokyo Stock Exchange. The Investment Manager's investment process focuses on selecting stocks which it considers to be undervalued based on their Price to Book ratio (which compares a company's share price with the accounting value of its assets ("PBR")) relative to TOPIX. The Fund has a "Value" bias, as opposed to funds which have a "Growth" bias (i.e. invest in companies with high PBRs). The Investment Adviser considers the sector weighting composition of the Fund against RNLCV's for portfolio construction and typically aims to stay within +/-15% relative to TOPIX.
- The Fund will expect to hold a small number of positions (usually between 35 to 55 positions).
- Use of financial derivative instruments ("FDI").** The Fund may use FDI (instruments whose prices are dependent on one or more underlying assets) to achieve the investment objective and for efficient portfolio management to hedge (a technique using investments to reduce risk) against anticipated movements in a market or security. The Fund may use currency transaction and techniques to hedge the Fund's currency exposure where securities held by the Fund are denominated in currencies other than the base currency.
- Benchmarks.** The Fund is managed with reference to benchmarks. The Fund's performance target (as described above) has been chosen on the basis that the ACD considers it sets a reasonable performance target for the Fund to achieve, taking into account a number of factors including (for instance) the investment strategy pursued by the Investment Adviser and the assets in which the Fund will principally invest. These benchmarks are also used for investment purposes (which can include construction of the Fund's portfolio universe and/or to assist with the management of risk in the Fund).
- Dealing.** Shares can be bought and sold on each Business Day, as detailed in the Fund prospectus.
- Investment Horizon:** This Fund may not be appropriate for investors who plan to withdraw their money within 5 years.
- Treatment of income.** Income earned on investments will be added to the value of investors' shares.

Risk and reward profile



- The lowest category does not mean 'risk free'.
- The risk and reward profile is not guaranteed and may change over time.
- Historical data may not be a reliable indication for the future.
- The risk category for this share class is 6 as funds of this nature engage in strategies that typically have a high volatility. The calculation is based on the historical volatility of the Fund's performance. Where there is insufficient Fund performance the calculation is based on either the historical volatility of a relevant benchmark for the investment strategy or the manager's Value at Risk limit for the Fund. Please refer to the prospectus for further information relating to the Value at Risk.

The following risks may not be fully captured by the risk and reward profile:

- The Fund may make investments or hold trading positions in markets that are volatile and which may become illiquid. Timely and cost efficient sale of trading positions can be impaired by decreased trading volume and/or increased price volatility.

- The Fund will be exposed to credit risk on counterparties with which it trades in relation to on-exchange traded instruments such as futures and options and where applicable, 'over-the-counter' ("OTC", "non-exchange") transactions. OTC instruments may also be less liquid and are not afforded the same protections that may apply to participants trading instruments on an organised exchange.
- The Fund may invest in financial derivative instruments ("FDI") (instruments whose prices are dependent on one or more underlying asset) typically for hedging purposes. The use of FDI involves additional risks such as high sensitivity to price movements of the asset on which it is based. The use of FDI may multiply the gains or losses.
- The value of investments designated in another currency may rise and fall due to exchange rate fluctuations. Adverse movements in currency exchange rates may result in a decrease in return and a loss of capital. It may not be possible or practicable to successfully hedge against the currency risk exposure in all circumstances.
- The Fund is a specialist country-specific fund which, as a result, may carry greater risk than a more internationally diversified portfolio.
- The Fund is subject to normal market fluctuations and the risks associated with investing in international securities markets and therefore the value of your investment and the income from it may rise as well as fall and you may not get back the amount originally invested.
- There is no guarantee that the Fund will achieve its investment objective.

A complete description of risks is set out in the prospectus section entitled 'Risk Factors'.

Charges

The charges you pay are used to pay the costs of running the Fund. These charges reduce the potential growth of your investment.

One-off charges taken before or after you invest

Entry charge	None
Exit charge	None

This is the maximum that might be taken out of your money before it is invested / before the proceeds of your investment are paid out.

Charges taken from the fund over a year

Ongoing charges	0.90%
------------------------	-------

Charges taken from the fund under certain specific conditions

Performance fee	None
------------------------	------

The entry and exit charges shown are maximum figures and in some cases you might pay less. Please refer to your financial advisor or the distributor for the actual charges.

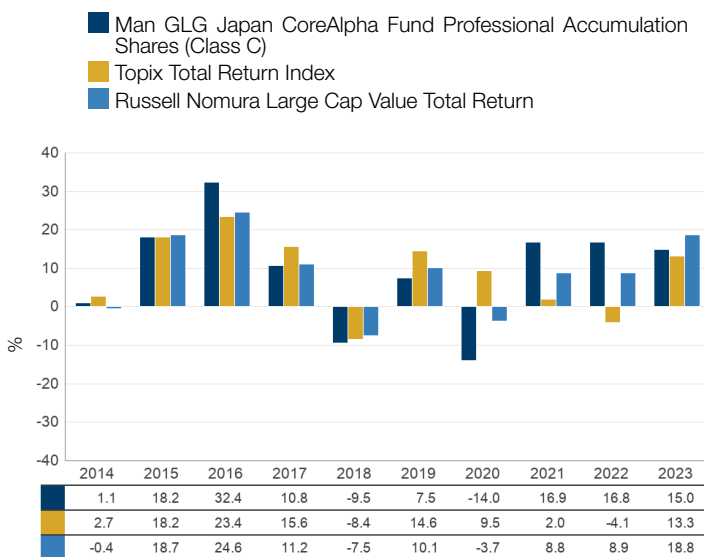
The ongoing charges figure is based on expenses for the year ending 31/05/2023.

This figure may vary from year to year. It excludes performance fees (where applicable) and portfolio transaction costs, except in the case of an entry/exit charge paid by the Fund when buying or selling units in another sub-fund.

If you switch between different sub-funds of the Company you may pay a switching charge on your subscription to the new sub-fund. This charge may be an amount equal to the entry charge of the new sub-fund.

For detailed information on charges and fees please see the 'Fees and Expenses' section of the prospectus.

Past performance



- The Fund was authorised in 2004. This share class was launched on 25 May 2004.
- The past performance chart shows the annual performance, calculated in GBP, for each full calendar year since launch.
- The performance in this table includes all fees and expenses, excluding any entry or exit charges, and shows percentage year-on-year changes in Fund value.
- Please be aware that past performance is not a reliable indicator of, or guide to, future performance.
- The Fund is not an index-tracker and does not seek to track the benchmark shown in the past performance chart. The benchmark performance data is shown for performance comparison purposes only.

Practical information

- The Fund is a sub-fund of the Company which is an umbrella scheme comprising a number of sub-funds.
- The Bank of New York Mellon (International) Limited is the depository of the Company. The Fund's assets are treated as being segregated from the assets of other sub-funds of the Company.
- Additional information related to the Fund is located in the prospectus which is produced in an official language of the jurisdictions in which the Fund is registered for public sale. The prospectus is available together with the most recent financial statements, information on other share classes and the latest prices of shares free of charge at www.man.com.
- The Fund is subject to taxation legislation in the UK, which may have an impact on your personal tax position as an investor in the Fund.

Man Fund Management UK Limited may be held liable solely on the basis of any statement contained in this document that is misleading, inaccurate or inconsistent with the relevant parts of the prospectus for the Fund.

- You may switch shares in the Fund for shares in any other sub-fund of the Company. Further information and provisions are in the prospectus.
- Details of Man Fund Management UK Limited's Remuneration Policy are available at www.man.com/mfm-remuneration-policy, including: (a) a

description of how remuneration and benefits are calculated; and (b) the identity of persons responsible for awarding remuneration and benefits. A paper copy of these details may be obtained, free of charge, at Man Fund Management UK Limited at Riverbank House, 2 Swan Lane, London, EC4R 3AD, United Kingdom.

- The intellectual property rights and any other rights in this index (the "Index") belong to Nomura Securities Co., Ltd. ("Nomura") and Frank Russell Company ("Russell"). Nomura and Russell do not guarantee accuracy, completeness, reliability, usefulness, marketability, merchantability or fitness of the Index, and do not account for business activities or services that any Index user and/or its affiliates undertakes with the use of the Index. See: <https://www.man.com/indices-disclaimer> for full disclaimers.
- The TOPIX Index Value and the TOPIX Marks are subject to the proprietary rights owned by Tokyo Stock Exchange, Inc. and Tokyo Stock Exchange, Inc. owns all rights and know-how relating to the TOPIX such as calculation, publication and use of the TOPIX Index Value and relating to the TOPIX Marks. No Product is in any way sponsored, endorsed or promoted by Tokyo Stock Exchange, Inc. See: <https://www.man.com/indices-disclaimer> for full disclaimers.

This document provides you with key investor information about this fund. It is not marketing material. The information is required by law to help you understand the nature and the risks of investing in this fund. You are advised to read it so you can make an informed decision about whether to invest.

Rathbone Income Fund (I Inc)

A sub-fund of Rathbone Unit Trusts

Fund Manager: Rathbones Asset Management Limited
I Inc ISIN GBOOB7FQLQ43

OBJECTIVES AND INVESTMENT POLICY

We aim to deliver an annual income that is in line with or better than that of the FTSE All-Share Index over any rolling three-year period. We also aim to increase the income we pay you in line with the Consumer Price Index (CPI) measure of inflation over any rolling five-year period.

We aim to generate a greater total return than the FTSE All-Share Index, after fees, over any five-year period. Total return means the return we receive from the value of our investments increasing (capital growth) plus the income we receive from our investments (dividend payments).

We use the FTSE All-Share Index as a target for our fund's return and the income we pay because we want to offer you a better income and higher returns than the UK stock market. Increasing your income payments at least in line with the CPI measure of inflation protects your future spending power.

We also compare our fund against the Investment Association (IA) UK Equity Income sector because the funds in it are similar to ours. We will invest at least 80% of our fund in UK-listed shares, with the remainder in global shares, cash, short-term deposits and UK government debt.

We actively manage our fund, which means we can choose what we invest in as long as it's in line with the investment objective and policy. Because of this, our fund's performance can diverge significantly from its benchmarks over shorter periods of time and therefore isn't appropriate for investors who plan to withdraw their money within five years.

Our fund is designed for investors with a basic knowledge of multi-asset funds who seek growth. You should intend to invest for longer than five years, understand the risks of our fund and have the ability to bear a capital loss.

You can buy and sell units on each business day of the fund between 9am and 5pm.

The fund offers accumulation units (units in which any income payable by the fund is reinvested) and income units (units in which any income received in the fund will be paid to the unitholder).

RISK AND REWARD PROFILE



Typically lower rewards
Lower risk

Typically higher rewards
Higher risk

These numbers rate how the Fund may perform and the risk of losing some or all of your investment. In general the potential for higher returns also implies a higher level of risk. However, the lowest category (1) does not mean a risk free investment. The risk category is calculated using historical data and may not be a reliable indicator of the Fund's future risk profile. The risk category shown is not guaranteed and may change over time.

This indicator is a measure of the fund's past volatility (the extent and rapidity of up-and-down movements of the value of an investment). It may not be a reliable indication of the fund's future risk. The risk category shown is not a target or a guarantee and may change over time.

The risk indicator for this fund reflects the following:

- As an asset class, shares have greater risk than either bonds or money market instruments.

The value of investments in the fund and the income from them may go down as well as up and you may not get back your original investment when you sell your units.

During unusual market conditions, the risks normally experienced by the fund may increase significantly, and in addition, the fund may be subject to the following risks:

Liquidity risk: Some assets become hard to sell at their expected price, especially in times of market stress. This could mean we have to sell assets below their expected price resulting in a loss. In extreme circumstances, we may suspend the fund to protect your investment, resulting in you being unable to access your money.

Counterparty risk: A company that we deal with may renege on its obligations, costing you money.

Operational risk: We rely on complex systems to ensure that trades are completed, our fund's assets are accounted for and that you can buy or sell our fund. If our systems fail, you could be inconvenienced or lose money.

Management risk: People make the investment decisions for our fund. If they make unfavourable decisions, you could lose money.

Currency risk: We own assets valued in a currency other than sterling. Changes in the price of foreign currencies can result in gains or losses, even if underlying asset prices stay the same.

Concentration Risk: The fund invests in a small number of investments. This means that the performance of a single stock within the portfolio has a greater effect on the value of the fund. This can result in large gains or losses based on the performance of a single stock

CHARGES FOR THIS FUND

The fund manager receives an annual fee, which is included in the ongoing charges shown below. Ongoing charges are the same for all investors in the same class. The charges shown below are based on actual fees and expenses as at the Fund's current year-end or semi-annual period.

Entry Charge	none
Exit Charge	none

This is the maximum that might be taken out of your money before it is invested or before the proceeds of your investment are paid out.

Ongoing Charges	0.78%
-----------------	-------

Charges taken from the Sub-Fund under certain specific conditions

Performance Fee	none
-----------------	------

The Fund does not charge entry or exit charges.

For more information about charges, please see the "Charges" section of the fund's Prospectus, available by calling the Information Line or emailing RAM@Rathbones.com.

PAST PERFORMANCE

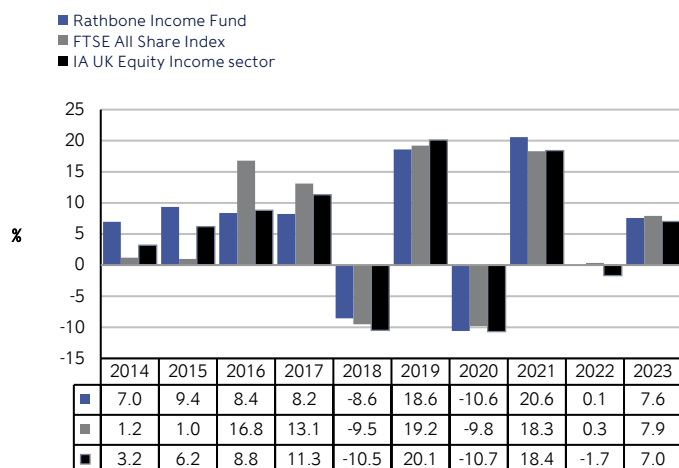
Basis of performance: Price performance based upon bid to bid prior to 21 January 2019 and single price (mid) thereafter.

Past performance is reported on a full calendar year basis.

The fund launched on 12 February 1971.

The I Inc share class launched on 01/03/2012.

The I Acc share class launched on 01/03/2012.



Past performance should not be seen as an indication of future performance.

PRACTICAL INFORMATION

Depository

JP Morgan Bank (Ireland) plc.

JP Morgan

Depository: NatWest Trustee and Depository Services

Additional information: This Key Investor Information Document (KIID) may not contain all the information you need. For additional information on the fund (including the Supplementary Information Document), and on other funds, or to obtain a free copy of the fund's Prospectus or the annual and semi-annual unit holder reports, call the Information Line or write to the registered office, at the address below. The Prospectus and unit holder reports are in English.

Please note this Key Investor Information Document (KIID) may provide data to represent both Accumulation and Income share classes. There may be some differences in applicable charges to specific share classes. Further information is available upon request to the Investment Manager.

For fund performance and most recent unit price, go to rathbonesam.com.

The up-to-date remuneration policy of the fund manager, including, but not limited to, a description of how remuneration and benefits are calculated, the identity of persons responsible for awarding the remuneration and benefits, including the composition of the remuneration committee, is available free of charge upon request at the fund manager's registered office. A summary thereof is available on <https://www.rathbonesam.com/remuneration-policy>.

Tax: Investors should note that the tax legislation that applies to the fund may have an impact on the personal tax position of their investment in the fund. Contact your adviser to discuss tax treatment and the suitability of this investment.

Notices: Rathbones Asset Management Limited may be held liable solely on the basis of any statement contained in this document that is misleading, inaccurate or inconsistent with the relevant parts of the Prospectus for the fund. The assets of each of our funds are segregated, meaning that each fund is insulated from any losses or claims associated with other funds.

Address: Rathbones Asset Management Limited 8 Finsbury Circus, London EC2M 7AZ

Information line: 02073990399

Telephone: 02073990000

Facsimile: 02073990057

Email: RAM@Rathbones.com

Website: rathbonesam.com

A member of the Rathbones Group. Registered No.2376568

Publication Date: This key investor information is accurate as at 16/02/2024.

This fund and Rathbones Asset Management Limited are authorised in the UK and regulated by the Financial Conduct Authority (FCA)

This document provides you with key investor information about this fund. It is not marketing material. The information is required by law to help you understand the nature and the risks of investing in this fund. You are advised to read it so you can make an informed decision about whether to invest.

Royal London Corporate Bond Fund (Accumulation - Class M Shares)

A sub-fund of Royal London Bond Funds ICVC ISIN: GB00B87FJ401
Managed by Royal London Unit Trust Managers Limited

Objectives and investment policy

Objective The Fund's investment objective is to achieve a total return (combination of capital growth and income) over the medium term (3-5 years), by investing at least 80% in sterling-denominated corporate bonds. The Fund's performance target is to outperform, after the deduction of charges, the Markit iBoxx Sterling Non-Gilt Total Return GBP Index (the "Index") over a rolling 5-year period. For further information on the Fund's index, please refer to the Prospectus. The Fund is actively managed.

Policy At least 80% of the Fund will be invested in investment grade corporate bonds and in index linked corporate bonds, securitisations, supranational bonds, agency bonds, floating-rate notes and asset backed securities each denominated in sterling or hedged back to sterling. These investments will generally be fixed-rate issues (bonds paying interest at an unchanging rate, rather than on an adjustable basis). The remainder of the Fund's assets may be invested in a range of securities, including government bonds, preference shares, investment grade bonds, unrated bonds and bonds denominated in currencies other than sterling which are unhedged, other transferable securities, money market instruments and exchange-traded funds. Up to 10% of the Fund may be invested in other funds known as collective investment schemes, including those managed by Royal London Unit Trust Managers Limited or another Royal London Group Company. The Fund may also invest a small amount of its portfolio in derivatives (investments that derive their value from another closely related underlying investment) for the purposes of efficient portfolio management. Cash is unlikely to exceed 5% of assets.

Recommendation The Fund may not be appropriate for investors who plan to withdraw their money within 5 years.

Concepts to understand

Bonds are defined as fixed-income investments issued as debt by companies and public bodies to raise finance. Investors in bonds receive a previously agreed, non-variable interest payment until the investment matures. Corporate bonds are those issued by companies to raise finance.

Total Return A total return is a combination of capital growth and income. Capital growth is defined as the rise in an investment's value over time and income as the payment an investment generates, such as dividends or bond coupons.

Rolling 5 Year Period A rolling 5-year period is any period of five years, no matter which day you start on.

Hedging reduces risk by protecting an investment with another related investment.

Efficient Portfolio Management A list of approved investment techniques, including the use of derivatives, used to protect against excessive risk, reduce cost or generate extra income or growth.

You can buy and sell your shares on each working day, except public holidays, at 12:00 noon if you tell us before 12:00 noon that you want to do so. Instructions received after 12:00 noon will be processed at 12:00 noon on the following working day.

Other share classes may be available as described in the Prospectus. If this is an income share class, any income will be paid out to you. If this is an accumulation share class, any income will be reinvested in the Fund.

Risk and reward profile



Lower risk

Higher risk

← Typically lower rewards

Typically higher rewards →

The fund is shown in risk category 4 because its share price has shown a medium level of volatility historically. The indicator has been calculated using historical data and may not be a reliable indication of the future risk profile of the Fund. As an investment, bonds are typically more volatile than money market instruments but less volatile than shares. Bonds issued by corporations are typically more volatile than bonds issued by governments.

The risk and reward indicator is not a measure of the expected rise or fall in capital but shows how sharply the Fund's share price has gone up and down historically.

A fund whose share price has experienced sharp or large increases or decreases will sit in a higher risk category, whereas a fund whose share price has experienced small or gradual increases or decreases will sit in a lower risk category.

The indicator is calculated using a standard methodology derived from EU rules.

The risk/reward indicator is an estimate and not a guarantee. Going forward, the Fund's actual volatility could be higher or lower, and its rated risk/reward profile could change. The lowest risk category does not mean the investment is risk free.

The risk indicator does not adequately capture the following risks, which are materially relevant to the Fund:

Investment Risk The value of investments and any income from them may go down as well as up and is not guaranteed. Investors may not get back the amount invested.

Credit Risk Should the issuer of a fixed income security become unable to make income or capital payments, or their rating is downgraded, the value of that investment will fall. Fixed income securities that have a lower credit rating can pay a higher level of income and have an increased risk of default.

EPM Techniques The Fund may engage in EPM techniques including holdings of derivative instruments. Whilst intended to reduce risk, the use of these instruments may expose the Fund to increased price volatility.

Exchange Rate Risk Investing in assets denominated in a currency other than the base currency of the Fund means the value of the investment can be affected by changes in exchange rates.

Interest Rate Risk Fixed interest securities are particularly affected by trends in interest rates and inflation. If interest rates go up, the value of capital may fall, and vice versa. Inflation will also decrease the real value of capital.

Liquidity Risk In difficult market conditions the value of certain fund investments may be difficult to value and harder to sell, or sell at a fair price, resulting in unpredictable falls in the value of your holding.

Counterparty Risk The insolvency of any institutions providing services such as safekeeping of assets or acting as counterparty to derivatives or other instruments, may expose the Fund to financial loss.

Charges from Capital Risk Charges are taken from the capital of the Fund. Whilst this increases the yield, it also has the effect of reducing the potential for capital growth.

Charges

The charges you pay are used to pay the costs of running the Fund, including the costs of marketing and distributing the Fund. These charges reduce the potential growth of the investment.

One-off charges taken before or after you invest:

Entry charge	None
Exit charge	None

Charges taken from the fund over a year:

Ongoing charge	0.56%
----------------	-------

Charges taken from the fund under specific conditions:

Performance fee	None
-----------------	------

The entry and exit charge is the maximum that might be taken out of your money before it is invested or before the proceeds of your investment are paid out.

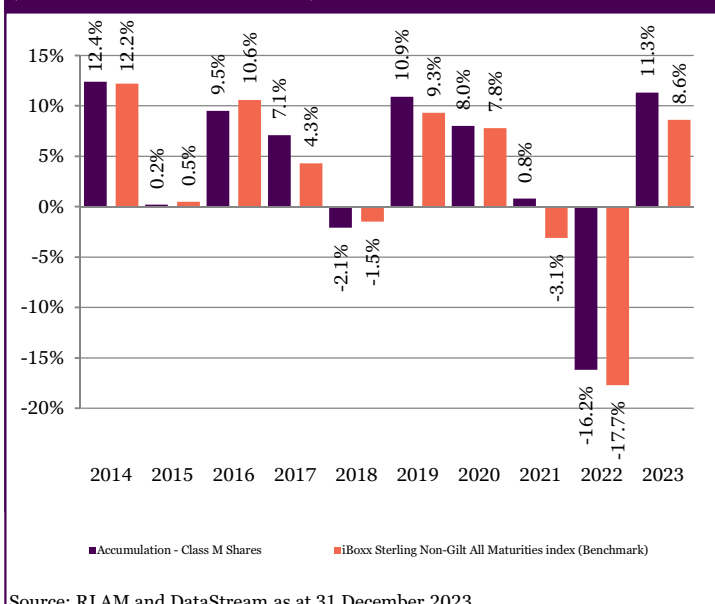
Ongoing charge is based on the Fund Management Fee (FMF), which is the periodic fee paid to the ACD to cover the expenses of the Fund. This figure does not include portfolio transaction costs. Ongoing charges are the same for all investors in the share class.

Past performance

The graph shows fund performance over the past 10 years where available. The figure for a given year shows how much the Fund increased or decreased in value during that year. These results reflect ongoing charges taken from the Fund, but do not reflect any entry charges you might have to pay.

The Fund was launched on 29 March 1999 as a unit trust and converted to an open-ended investment company (OEIC) on 30 April 2010. The share class was launched on 26 November 2012.

The Royal London Corporate Bond Fund
(Accumulation - Class M Shares) in GBP



Source: RLAM and DataStream as at 31 December 2023

Past performance is not a guide to future performance and may not be repeated.

The chart shows performance in British Pounds after the ongoing charges and the portfolio transaction costs have been paid. Entry and exit charges are excluded from calculations of past performance. The past performance is calculated in British Pounds, with net dividends reinvested.

Practical information

Depository: HSBC Bank plc

Additional Information: This Key Investor Information Document (KIID) may not contain all the information you need. For additional information on this fund (including the Supplementary Information Document), on other share classes of this fund and on other funds, or to obtain a free copy of the Fund's Prospectus or the annual and semi-annual shareholder reports, call the information line or write to the registered office, details of which are below. Alternatively, visit www.rlam.com. The Prospectus and shareholder reports are in English.

This document describes one share class of the Fund. The Prospectus and annual and semi-annual shareholder reports are prepared for the entire fund across all share classes.

For fund performance and most recent share price, visit www.rlam.com.

Should you wish to switch share classes or funds, please see the "Switching" section of the Prospectus for details.

Tax: Investors should note that the tax legislation that applies to the Fund may have an impact on the personal tax position of their investment in the Fund. Contact your adviser to discuss tax treatment, suitability of this investment, and other questions.

Notices: Royal London Unit Trust Managers Limited may be held liable solely on the basis of any statement contained in this document that is misleading, inaccurate or inconsistent with the relevant parts of the Prospectus.

The Prospectus and long reports (shareholder reports) are prepared for the entire company. The assets and liabilities of each sub-fund are segregated by law. Therefore, the assets of the Fund belong exclusively to it and are not available to meet the liabilities of any other fund of Royal London Bond Funds ICVC.

The Fund is authorised in the United Kingdom and regulated by the Financial Conduct Authority, Royal London Unit Trust Managers Limited is authorised and regulated by the Financial Conduct Authority.

Details of the Company's remuneration policy are available at www.rlam.com including: (a) a description of how remuneration and benefits are calculated; and (b) the identities of persons responsible for awarding remuneration and benefits. A paper copy of these details may be obtained, free of charge, on request from the Company, at the address below.

Address: Royal London Asset Management
80 Fenchurch Street, London, EC3M 4BY

Telephone: 03456 04 04 04

Website: www.rlam.com

A member of the Investment Association

Publication Date: This Key Investor Information is accurate as at 15 February 2024

This document provides you with key investor information about this fund. It is not marketing material. The information is required by law to help you understand the nature and the risks of investing in this fund. You are advised to read it so you can make an informed decision about whether to invest.

Royal London Short Duration Credit Fund (Accumulation - Class M Shares)

A sub-fund of Royal London Bond Funds II ICVC ISIN: GB00BJ4KW792
Managed by Royal London Unit Trust Managers Limited

Objectives and investment policy

Objective The Fund's investment objective is to achieve a total return (combination of capital growth and income) over the medium term (3-5 years) by investing at least 80% in sterling-denominated bonds, of which at least 70% will be short duration (5 years or less).

The Fund's performance target is to outperform the ICE Bank of America Merrill Lynch 1-5 Year Sterling Non-Gilt Index (the "Index") over a rolling 5-year period. For further information on the Fund's index, please refer to the Prospectus.

The Fund is actively managed.

Policy At least 80% of the Fund will be invested in the bonds of companies and other organisations (known as corporate bonds) that are listed in sterling, of which 70% will have a duration of less than five years. Floating-rate notes, asset-backed securities, supranational bonds and agency bonds are included in this segment of the Fund.

The remainder of the Fund's assets may be invested in a range of securities, including UK government bonds, the bonds of companies and other organisations that are listed in a currency other than sterling and preference shares. A limited amount may also be invested in bonds with a duration greater than five years and up to 10% can be invested in other funds, known as collective investment schemes.

A limited amount of the Fund's assets may be invested in other transferable securities and money market instruments. The Fund may also hold a small amount of its portfolio in derivatives (investments that derive their value from another closely related underlying investment) for the purposes of efficient portfolio management.

Cash is unlikely to exceed 5% of assets.

Recommendation The Fund may not be appropriate for investors who plan to withdraw their money within 5 years.

Concepts to understand

Bonds are defined as fixed-income investments issued as debt by companies and public bodies to raise finance. Investors in bonds receive a previously agreed, non-variable interest payment until the investment matures. Corporate bonds are those issued by companies to raise finance.

Total Return A total return is a combination of capital growth and income. Capital growth is defined as the rise in an investment's value over time and income as the payment an investment generates, such as dividends or bond coupons.

Rolling 5 Year Period A rolling 5-year period is any period of five years, no matter which day you start on.

Duration is an investment's sensitivity to interest-rate changes measured in years.

Efficient Portfolio Management A list of approved investment techniques, including the use of derivatives, used to protect against excessive risk, reduce cost or generate extra income or growth.

Other share classes may be available as described in the Prospectus. If this is an income share class, any income will be paid out to you. If this is an accumulation share class, any income will be reinvested in the Fund.

Risk and reward profile



Lower risk

Higher risk

Typically lower rewards

Typically higher rewards

The fund is shown in risk category 3 because its simulated price has shown a medium to low level of volatility historically. The Fund was formed by merger and the SRRI was calculated using historic data from the merging fund and may not be a reliable indicator of the future risk profile of the fund. As an investment, bonds are typically more volatile than money market instruments but less volatile than shares. Bonds issued by corporations are typically more volatile than bonds issued by governments.

The risk and reward indicator is not a measure of the expected rise or fall in capital but shows how sharply the Fund's share price has gone up and down historically.

A fund whose share price has experienced sharp or large increases or decreases will sit in a higher risk category, whereas a fund whose share price has experienced small or gradual increases or decreases will sit in a lower risk category.

The indicator is calculated using a standard methodology derived from EU rules.

The risk/reward indicator is an estimate and not a guarantee. Going forward, the Fund's actual volatility could be higher or lower, and its rated risk/reward profile could change. The lowest risk category does not mean the investment is risk free.

The risk indicator does not adequately capture the following risks, which are materially relevant to the Fund:

Investment Risk The value of investments and any income from them may go down as well as up and is not guaranteed. Investors may not get back the amount invested.

Credit Risk Should the issuer of a fixed income security become unable to make income or capital payments, or their rating is downgraded, the value of that investment will fall. Fixed income securities that have a lower credit rating can pay a higher level of income and have an increased risk of default.

EPM Techniques The Fund may engage in EPM techniques including holdings of derivative instruments. Whilst intended to reduce risk, the use of these instruments may expose the Fund to increased price volatility.

Interest Rate Risk Fixed interest securities are particularly affected by trends in interest rates and inflation. If interest rates go up, the value of capital may fall, and vice versa. Inflation will also decrease the real value of capital.

Liquidity Risk In difficult market conditions the value of certain fund investments may be difficult to value and harder to sell, or sell at a fair price, resulting in unpredictable falls in the value of your holding.

Counterparty Risk The insolvency of any institutions providing services such as safekeeping of assets or acting as counterparty to derivatives or other instruments, may expose the Fund to financial loss.

Charges from Capital Risk Charges are taken from the capital of the Fund. Whilst this increases the yield, it also has the effect of reducing the potential for capital growth.

Charges

The charges you pay are used to pay the costs of running the Fund, including the costs of marketing and distributing the Fund. These charges reduce the potential growth of the investment.

One-off charges taken before or after you invest:	
Entry charge	None
Exit charge	None
Charges taken from the fund over a year:	
Ongoing charge	0.35%
Charges taken from the fund under specific conditions:	
Performance fee	None

The entry and exit charge is the maximum that might be taken out of your money before it is invested or before the proceeds of your investment are paid out.

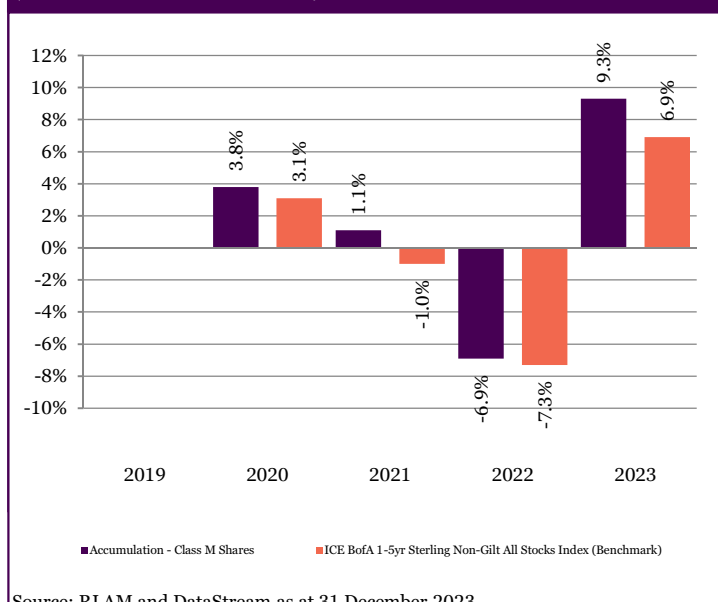
The ongoing charge is based on the Fund Management Fee (FMF), which is the periodic fee paid to the ACD to cover the expenses of the Fund. This figure does not include portfolio transaction costs. Ongoing charges are the same for all investors in the share class.

Past performance

The Fund was launched on 12 April 2019 and the share class on 12 April 2019.

The Fund was formed by a merger on 12 April 2019. The performance shown below is that of the merging fund. The merging fund had the same investment objectives and policy as this fund.

The Royal London Short Duration Credit Fund
(Accumulation - Class M Shares) in GBP



Source: RLAM and DataStream as at 31 December 2023

Past performance is not a guide to future performance and may not be repeated.

The chart shows performance in British Pounds after the ongoing charges and the portfolio transaction costs have been paid. Entry and exit charges are excluded from calculations of past performance. The past performance is calculated in British Pounds, with net dividends reinvested.

Practical information

Depository: HSBC Bank plc

Additional Information: This Key Investor Information Document (KIID) may not contain all the information you need. For additional information on this fund (including the Supplementary Information Document), on other share classes of this fund and on other funds, or to obtain a free copy of the Fund's Prospectus or the annual and semi-annual shareholder reports, call the information line or write to the registered office, details of which are below. Alternatively, visit www.rlam.com. The Prospectus and shareholder reports are in English.

This document describes one share class of the Fund. The Prospectus and annual and semi-annual shareholder reports are prepared for the entire fund across all share classes.

For fund performance and most recent share price, visit www.rlam.com.

Should you wish to switch share classes or funds, please see the "Switching" section of the Prospectus for details.

Tax: Investors should note that the tax legislation that applies to the Fund may have an impact on the personal tax position of their investment in the Fund. Contact your adviser to discuss tax treatment, suitability of this investment, and other questions.

Notices: Royal London Unit Trust Managers Limited may be held liable solely on the basis of any statement contained in this document that is misleading, inaccurate or inconsistent with the relevant parts of the Prospectus.

The Prospectus and long reports (shareholder reports) are prepared for the entire company. The assets and liabilities of each sub-fund are segregated by law. Therefore, the assets of the Fund belong exclusively to it and are not available to meet the liabilities of any other fund of Royal London Bond Funds II ICVC.

The Fund is authorised in the United Kingdom and regulated by the Financial Conduct Authority, Royal London Unit Trust Managers Limited is authorised and regulated by the Financial Conduct Authority.

Details of the Company's remuneration policy are available at www.rlam.com including: (a) a description of how remuneration and benefits are calculated; and (b) the identities of persons responsible for awarding remuneration and benefits. A paper copy of these details may be obtained, free of charge, on request from the Company, at the address below.

Address: Royal London Asset Management
80 Fenchurch Street, London, EC3M 4BY

Telephone: 03456 04 04 04

Website: www.rlam.com

A member of the Investment Association

Publication Date: This Key Investor Information is accurate as at 15 February 2024

This document provides you with key investor information about this fund. It is not marketing material. The information is required by law to help you understand the nature and the risks of investing in this fund. You are advised to read it so you can make an informed decision about whether to invest.

Schroder Recovery Fund

an Authorised Unit Trust of Schroder Unit Trusts Limited

Class L Accumulation GBP (GB00BDD2F190)

Objectives and investment policy

Objectives

The fund aims to provide capital growth in excess of the FTSE All Share (Gross Total Return) Index (after fees have been deducted) over a three to five year period by investing in equity and equity related securities of UK companies that have suffered a severe setback in either share price or profitability.

Investment policy

The fund is actively managed and invests at least 80% of its assets in equities of UK companies. These are companies that are incorporated, headquartered or have their principal business activities in the UK.

The fund applies a disciplined value investment approach, seeking to invest in a select portfolio of companies that the investment manager believes are significantly undervalued relative to their long-term earnings potential.

The fund may also invest directly or indirectly in other securities (including in other asset classes), countries, regions, industries or currencies, collective investment schemes (including Schroder funds), warrants and money market

instruments, and hold cash.

The fund may use derivatives with the aim of achieving investment gains, reducing risk or managing the fund more efficiently.

Benchmark

The fund's performance should be assessed against its target benchmark being to exceed the FTSE All Share (Gross Total Return) Index, and compared against the MSCI UK Value (Gross Total Return) Index and the Investment Association UK All Companies sector average return. The investment manager invests on a discretionary basis and is not limited to investing in accordance with the composition of the benchmark.

Dealing frequency

You may redeem your investment upon demand. This fund deals daily.

Distribution policy

This unit class accumulates income received from the fund's investments, meaning it is kept in the fund and its value is reflected in the price of the unit class.

Risk and reward profile



The risk and reward indicator

The risk category was calculated using historical performance data and may not be a reliable indicator of the fund's future risk profile.

The fund's risk category is not guaranteed to remain fixed and may change over time.

A fund in the lowest category does not mean a risk-free investment.

The fund is in this category because it can take higher risks in search of higher rewards and its price may rise and fall accordingly.

Risk factors

Performance risk: Investment objectives express an intended result but there is no guarantee that such a result will be achieved. Depending on market

conditions and the macro economic environment, investment objectives may become more difficult to achieve.

Currency risk: The fund may lose value as a result of movements in foreign exchange rates, otherwise known as currency rates.

Derivatives risk: Derivatives, which are financial instruments deriving their value from an underlying asset, may be used to manage the portfolio efficiently. The fund may also materially invest in derivatives including using short selling and leverage techniques with the aim of making a return. A derivative may not perform as expected, may create losses greater than the cost of the derivative and may result in losses to the fund.

Liquidity risk: In difficult market conditions, the fund may not be able to sell a security for full value or at all. This could affect performance and could cause the fund to defer or suspend redemptions of its shares, meaning investors may not be able to have immediate access to their holdings.

Operational risk: Operational processes, including those related to the safekeeping of assets, may fail. This may result in losses to the fund.

Charges

One-off charges taken before or after you invest

Entry charge None

Exit charge None

This is the maximum that might be taken out of your money before it is invested or before the proceeds of your investment are paid out.

Charges taken from the fund over a year

Ongoing charges 0.84%

Charges taken from the fund under certain specific conditions

Performance fee

None

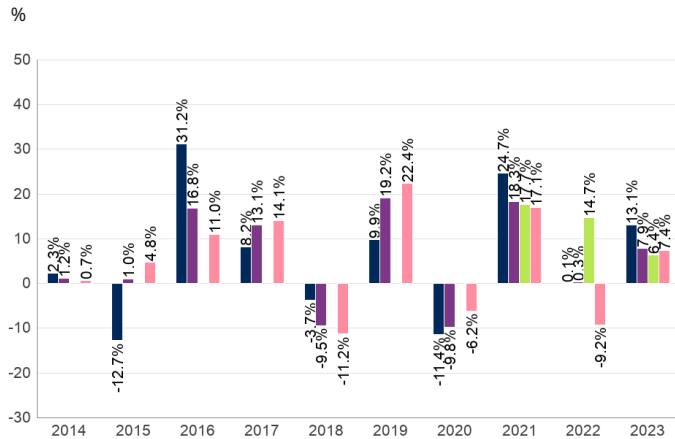
The charges you pay are used to pay the costs of running the fund, including the costs of marketing and distributing it. These charges reduce the potential growth of your investment.

The entry and exit charges shown are maximum figures and in some cases you might pay less. You can find out the actual entry and exit charges from your financial advisor.

The ongoing charges figure is based on the last year's expenses for the year ending December 2023 and may vary from year to year. The ongoing charge figure excludes portfolio transaction costs. The charges are mostly, if not exclusively, the Schroders Annual Charge (as may be discounted for retail unit classes depending on the size of the fund) but certain additional expenses may be charged as set out in the prospectus. The Schroders Annual Charge (without any discount) for this unit class of the fund is 0.84%. The fund's annual report for each financial year will include details on the exact charges made including any discounts.

Please see the prospectus for more details about the charges.

Past performance



Past performance is not a guide to future performance and may not be repeated. The value of investments may go down as well as up and you may not get back the amount you originally invested.

The chart shows performance in British pound after the ongoing charges and the portfolio transaction costs have been paid.

The fund was launched on 05/05/1970.

The shareclass was launched on 01/10/2013.

Performance figures are only available since the launch of the respective share class.

Please note that the fund's benchmarks were changed on 31 March 2021. The past performance in the above table is based on the fund's benchmarks (Target benchmark: FTSE All Share (Gross Total Return) Index. Comparator benchmark: the Investment Association UK All Companies sector average return) in place prior to this date. Going forward, this table will show past performance from this date based on the new benchmarks (Target benchmark: FTSE All Share (Gross Total Return) Index. Comparator benchmarks: MSCI UK Value (Gross Total Return) Index and the Investment Association UK All Companies sector average return).

- L Accumulation GBP (GB00BDD2F190)
- FTSE All Share (Gross Total Return) Index
- MSCI UK Value (Gross Total Return) Index
- Investment Association UK All Companies sector average

Practical information

Trustee: J. P. Morgan Europe Ltd.

Further Information: You can get further information about this fund, including the prospectus, latest annual report, any subsequent half-yearly reports and the latest price of units from www.schroders.com/ukinvestor and from Schroders, PO Box 1402, Sunderland, SR43 4AF, England, telephone 0800 182 2399. They are in English, free of charge.

Tax Legislation: The fund is subject to UK tax legislation which may have an impact on your personal tax position.

Liability: Schroder Unit Trusts Ltd may be held liable solely on the basis of any statement contained in this document that is misleading, inaccurate or inconsistent with the relevant parts of the fund's prospectus.

Switches: Subject to conditions, you may apply to switch your investment into another share class within this fund or in another Schroder fund. Please see the prospectus for more details.

Remuneration policy: A summary of Schroders' remuneration policy and related disclosures is at www.schroders.com/remuneration-disclosures. A paper copy is available free of charge upon request.

The policy includes a description of how remuneration and benefits are calculated & the identities of persons responsible for awarding the remuneration and benefits.

Glossary: You can find an explanation of some of the terms used in this document at www.schroders.com/ukinvestor/glossary.

Benchmark: The target benchmark has been selected because it is representative of the type of investments in which the Fund is likely to invest, and it is, therefore, an appropriate target in relation to the return that the Fund aims to provide. The comparator benchmarks have been selected because the Investment Manager and the Manager believe that each of these benchmarks is a suitable comparison for performance purposes given the Fund's investment objective and policy.

This document provides you with key investor information about this fund. It is not marketing material. The information is required by law to help you understand the nature and the risks of investing in this fund. You are advised to read it so you can make an informed decision about whether to invest.

Schroder US Smaller Companies Fund

an Authorised Unit Trust of Schroder Unit Trusts Limited

Class Z Accumulation GBP (GB00B7LDL923)

This fund is managed by Schroder Unit Trusts Limited, which is a member of the Schroders Group.

Objectives and investment policy

Objectives

The fund aims to provide capital growth in excess of the Russell 2000 Lagged (Net Total Return) Index (after fees have been deducted) over a 3 to 5 year period by investing in equities of small-sized US companies.

Investment policy

The fund is actively managed and invests at least 80% of its assets in equities of small-sized US companies. These are companies that, at the time of purchase, are similar in size to those comprising the bottom 20% by market capitalisation of the North American equity market. The fund may invest in small-sized Canadian companies.

The small cap universe is an extensive, diverse and constantly changing area of the North American market. The investment manager believes smaller companies offer investors exposure to some niche growth areas that, often, cannot be accessed through large companies. They also tend to grow more rapidly than larger companies.

The fund may also invest directly or indirectly in other securities (including in other asset classes), countries, regions, industries or currencies, collective

investment schemes (including Schroder funds), warrants and money market instruments, and hold cash.

The fund may use derivatives with the aim of reducing risk and managing the fund more efficiently.

Benchmark

The fund's performance should be assessed against its target benchmark, being to exceed the Russell 2000 Lagged (Net Total Return) Index, and compared against the Investment Association North American Smaller Companies sector average return. The investment manager invests on a discretionary basis and is not limited to investing in accordance with the composition of the benchmark.

Dealing frequency

You may redeem your investment upon demand. This fund deals daily.

Distribution policy

This unit class accumulates income received from the fund's investments, meaning it is kept in the fund and its value is reflected in the price of the unit class.

Risk and reward profile



The risk and reward indicator

The risk category was calculated using historical performance data and may not be a reliable indicator of the fund's future risk profile.

The fund's risk category is not guaranteed to remain fixed and may change over time.

A fund in the lowest category does not mean a risk-free investment.

The fund is in this category because it can take higher risks in search of higher rewards and its price may rise and fall accordingly.

Risk factors

Concentration risk: The fund may be concentrated in a limited number of geographical regions, industry sectors, markets and/or individual positions. This may result in large changes in the value of the fund, both up or down.

Currency risk: The fund may lose value as a result of movements in foreign exchange rates, otherwise known as currency rates.

Derivatives risk: Derivatives, which are financial instruments deriving their value from an underlying asset, may be used to manage the portfolio efficiently. A derivative may not perform as expected, may create losses greater than the cost of the derivative and may result in losses to the fund.

Liquidity risk: In difficult market conditions, the fund may not be able to sell a security for full value or at all. This could affect performance and could cause the fund to defer or suspend redemptions of its shares, meaning investors may not be able to have immediate access to their holdings.

Smaller companies risk: Smaller companies generally carry greater liquidity risk than larger companies, meaning they are harder to buy and sell, and they may also fluctuate in value to a greater extent.

Smaller companies risk: Smaller companies generally carry greater liquidity risk than larger companies, meaning they are harder to buy and sell, and they may also fluctuate in value to a greater extent.

Operational risk: Operational processes, including those related to the safekeeping of assets, may fail. This may result in losses to the fund.

Performance risk: Investment objectives express an intended result but there is no guarantee that such a result will be achieved. Depending on market conditions and the macro economic environment, investment objectives may become more difficult to achieve.

Charges

One-off charges taken before or after you invest

Entry charge None

Exit charge None

This is the maximum that might be taken out of your money before it is invested or before the proceeds of your investment are paid out.

Charges taken from the fund over a year

Ongoing charges 0.92%

Charges taken from the fund under certain specific conditions

Performance fee

None

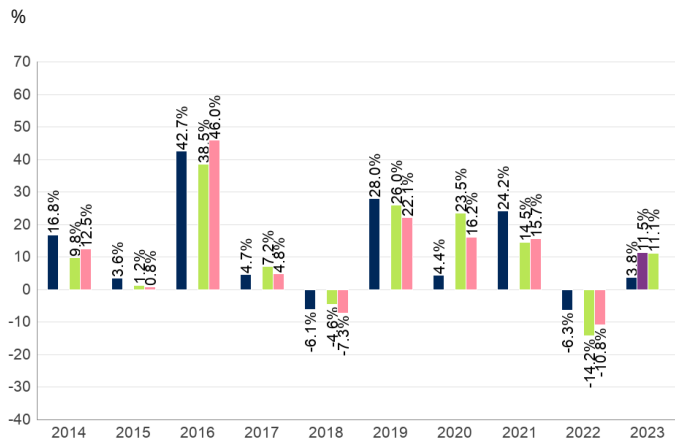
The charges you pay are used to pay the costs of running the fund, including the costs of marketing and distributing it. These charges reduce the potential growth of your investment.

The entry and exit charges shown are maximum figures and in some cases you might pay less. You can find out the actual entry and exit charges from your financial advisor.

The ongoing charges figure is based on the last year's expenses for the year ending December 2023 and may vary from year to year. The ongoing charge figure excludes portfolio transaction costs. The charges are mostly, if not exclusively, the Schroders Annual Charge (as may be discounted for retail unit classes depending on the size of the fund) but certain additional expenses may be charged as set out in the prospectus. The Schroders Annual Charge (without any discount) for this unit class of the fund is 0.92%. The fund's annual report for each financial year will include details on the exact charges made including any discounts.

Please see the prospectus for more details about the charges.

Past performance



Please note that the fund's investment objective, policy and benchmark were changed on 01 July 2023. The past performance in the above table is based on the fund's investment objective, policy and benchmark (target benchmark: Russell 2000 Lagged (Gross Total Return) index) in place prior to this date. Going forward, this table will show past performance from this date based on the new investment objective, policy and benchmark (target benchmark: Russell 2000 Lagged (Net Total Return) index).

■ Z Accumulation GBP (GB00B7LDL923)

■ Russell 2000 Lagged (Net Total Return) Index

■ Investment Association North American Smaller Companies sector average

■ Russell 2000 Lagged (Gross Total Return) Index

In case a share class is created after the fund's launch date, a simulated past performance is shown, based upon the performance of an existing share class within the fund, taking into account the difference in the ongoing charges and the portfolio transaction costs, and including the impact of any performance fees if applicable.

Past performance is not a guide to future performance and may not be repeated. The value of investments may go down as well as up and you may not get back the amount you originally invested.

The chart shows performance in British pound after the ongoing charges and the portfolio transaction costs have been paid.

The fund was launched on 14/02/1990.

The shareclass was launched on 10/02/2012.

Performance figures are only available since the launch of the respective share class.

Practical information

Trustee: J. P. Morgan Europe Ltd.

Further Information: You can get further information about this fund, including the prospectus, latest annual report, any subsequent half-yearly reports and the latest price of units from www.schroders.com/ukinvestor and from Schroders, PO Box 1402, Sunderland, SR43 4AF, England, telephone 0800 182 2399. They are in English, free of charge.

Tax legislation: The fund is subject to UK tax legislation which may have an impact on your personal tax position.

Liability: Schroder Unit Trusts Ltd may be held liable solely on the basis of any statement contained in this document that is misleading, inaccurate or inconsistent with the relevant parts of the fund's prospectus.

Switches: Subject to conditions, you may apply to switch your investment into another unit class within this fund or in another Schroder fund. Please see the

prospectus for more details.

Remuneration Policy: A summary of Schroders' remuneration policy and related disclosures is at www.schroders.com/remuneration-disclosures. A paper copy is available free of charge upon request.

The policy includes a description of how remuneration and benefits are calculated & the identities of persons responsible for awarding the remuneration and benefits.

Glossary: You can find an explanation of some of the terms used in this document at www.schroders.com/ukinvestor/glossary.

Benchmark: The target benchmark has been selected because it is representative of the type of investments in which the fund is likely to invest, and it is, therefore, an appropriate target in relation to the return that the fund aims to provide. The comparator benchmark has been selected because the investment manager believes that this benchmark is a suitable comparison for performance purposes given the fund's investment objective.

Key Investor Information

This document provides you with the key investor information about this fund. It is not marketing material. The information is required by law to help you understand the nature and the risks of investing in this fund. You are advised to read it so you can make an informed decision about whether to invest.

WS Ruffer Diversified Return Fund (the "Fund"), C Accumulation, a fund within WS Ruffer Managed Funds (the "Company") (ISIN: GB00BMWLT53)

Waystone Management (UK) Limited is the Authorised Corporate Director of the Fund

Objective and investment policy

Objective

To achieve a positive return (an increase in value of the fund) with a focus on capital preservation in all market conditions after all costs and charges have been taken, over any 12 month period.

There is no guarantee that the objective will be met over any time period and you may get back less than you invest.

Investment Policy

To invest globally, including emerging markets (which are countries whose economies are progressing towards becoming advanced) in the following asset classes: equities (company shares), bonds (loans to either a company or government that usually pay interest), alternative investments (property and precious metals), money market instruments (which are short term loans that pay interest) and cash. As part of the equity exposure, the fund may invest in Investment Trusts. Investment in open-ended funds is limited to 10% of total assets by value.

The Investment Manager seeks to create a balanced portfolio by investing in both protective assets, such as bonds, derivatives and cash, and growth assets, such as equities. The Investment Manager seeks to identify opportunities where the potential rewards outweigh the potential risks through analysis of a company's markets, product/service offering, competitive position, financial strength and competence of its management.

Other features of the fund:

- The fund is actively managed. The Investment Manager uses its expertise to select investments for the fund and has the discretion to invest without the need to adhere to a particular benchmark.
- The fund may invest in other funds (including those managed by the Manager, the Investment Manager and their associates).
- The fund will not invest directly in alternative assets, but by using for example other funds.
- The fund can invest across different geographic regions, industry sectors and market capitalisations without limitation.
- You can buy and sell shares in the fund on each business day.
- Income from the fund will be added to the value of your investment.
- Derivatives (whose value is linked to that of another investment, e.g company shares, currencies) may be used for investment purposes and to manage the risk profile of the fund.
- Recommendation: This fund may not be appropriate for investors who plan to withdraw their money within 5 years.

Risk and reward profile



- This indicator shows how much a fund may have risen and fallen in the past, and therefore how much a fund's returns may have varied. It is a measure of the fund's volatility. As the fund has less than 5 years price history, this calculation incorporates the volatility of an appropriate benchmark index. The higher a fund's past volatility the higher the number on the scale and the greater the risk that investors in that fund may have made losses as well as gains.
- The fund has been classed as 5 because its volatility has been measured as above average.
- This indicator is based on historical data and may not be a reliable indication of the future risk profile of this fund.
- The risk and reward profile shown is not guaranteed to remain the same and may shift over time. The lowest number on the scale does not mean that a fund is risk free.
- Currency Risk: As the fund can be exposed to different currencies, changes in exchange rates may decrease the value of your investment.

- Counterparty Risk: The failure of a firm involved in a transaction with the fund or providing services to the fund may expose the fund to financial loss.
- Emerging Markets Risk: The fund may invest in emerging markets, which are markets in countries that are developing. Emerging markets may have more political and economic risks than developed markets, resulting in price movements that may cause a loss to the fund.
- Changes in Interest Rate Risk: A rise in interest rates generally cause bond prices to fall.
- Credit Risk: The value of a bond may be affected by its credit rating, the lower the rating the higher the risk of the issuer not paying interest or repaying the loan.
- Liquidity Risk: The fund may invest in assets where, in difficult market conditions, there is an increased risk that a position cannot be bought or sold in a timely manner or at a reasonable price and the Manager may suspend dealing in the fund.
- Derivatives Risk: A derivative may not perform as expected and may create losses greater than its cost.
- Alternative Investment Risk: The fund may invest in other investment vehicles to gain indirect exposure to alternative assets such as property and precious metals. Exposure to such investments can involve a higher degree of risk that may increase the risk of investment loss. The performance of such vehicles can be volatile and there is a risk that investors may experience a delay in receiving redemption proceeds.
- For more information about the fund's risks please see the Risk Factors section of the prospectus which is available at www.waystone.com.

Charges for this fund

The charges you pay are used to pay the costs of running the fund. These charges reduce the potential growth of your investment.

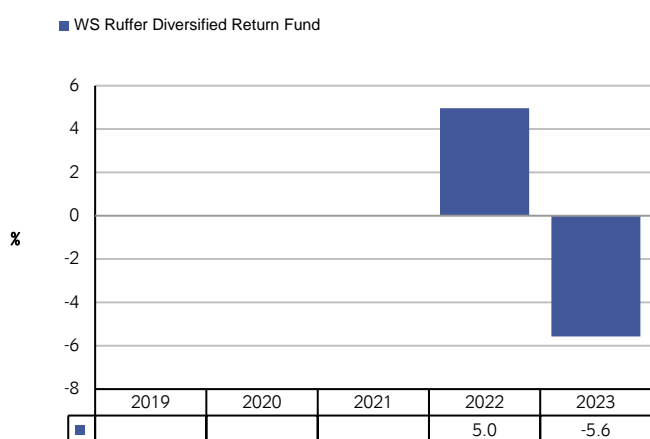
One-off charges taken before or after you invest	
Entry Charge	None
Exit Charge	None
Charges taken from the fund over the year	
Ongoing Charges	1.12%
Charges taken from the fund under certain specific conditions	
Performance Fee	None

The ongoing charges figure is based on expenses as at 30 August 2023. The ongoing charges are taken from the income of the fund. They exclude portfolio transaction costs, except in the case of an entry/exit charge paid by the fund when buying or selling units in another collective investment undertaking.

You may also be charged a dilution adjustment (an adjustment to cover dealing costs incurred by the fund) on entry to or exit from the fund.

For more information about charges, please see the Company's prospectus which is available at www.waystone.com.

Past performance



- Past performance is not a guide to future performance.
- The past performance in the chart shown opposite is net of tax and charges but excludes the entry charge that may be paid on the purchase of an investment.
- The fund was launched in September 2021.
- The share class was launched on 1 September 2021.
- Past performance takes into account all charges and costs

Practical information

WS Ruffer Managed Funds	This key investor information document describes a fund within the Company. The prospectus and periodic reports are prepared for the entire company.
Documents	You can obtain further detailed information regarding the Fund and the Company's latest Value Assessment report, its Prospectus, latest annual reports and any subsequent half yearly reports free of charge from the Authorised Corporate Director by calling 0345 601 9610 or visiting www.waystone.com and also by request in writing to Waystone Management (UK) Limited, PO Box 389, Darlington, DL1 9UF. Details of Waystone Management (UK) Limited remuneration policy (including a description of how remuneration and benefits are calculated and the composition of the remuneration committee) are available at www.waystone.com or by requesting a paper copy free of charge (see above for contact details).
Prices of shares and further information	You can check the latest prices by calling 0345 601 9610 or by visiting our website www.waystone.com .
Right to switch	Subject to any restrictions on the eligibility of investors for a share class, a shareholder in one fund may be able to switch all or some of his shares in one fund for shares in another fund in the company. See the prospectus for full details.
Fund Segregation	The Company is an umbrella fund with segregated liability between funds. This means that the holdings of this fund are maintained separately under UK law from the holdings of other funds of the Company and your investment in this fund will not be affected by any claims against another fund of the Company.
Depository	The Bank of New York Mellon (International) Limited
Tax	UK tax legislation may have an impact on your personal tax position.
Liability	Waystone Management (UK) Limited may be held liable solely on the basis of any statement contained in this document that is misleading, inaccurate or inconsistent with the relevant parts of the prospectus for the Company.

This fund is authorised in the United Kingdom and regulated by the Financial Conduct Authority (FCA). Waystone Management (UK) Limited is authorised in the United Kingdom and regulated by the FCA.

This key investor information is accurate as at 13/02/2024.